



தமிழ்நாடு அரசு கலை மற்றும் அறிவியல் கல்லூரிகள்
முதுநிலை கலை மற்றும் அறிவியல் பட்டப்படிப்பு மாணவர் சேர்க்கை - 2023

TAMIL NADU GOVERNMENT ARTS AND SCIENCE COLLEGES PG ARTS AND SCIENCE COURSES ADMISSIONS - 2023

PROCEDURE FOR APPLYING to TAMIL NADU GOVERNMENT ARTS AND SCIENCE COLLEGES PG ARTS AND SCIENCE COURSES ADMISSIONS - 2023

Tamil Nadu Government Arts and Science Colleges PG arts and science courses admissions - 2023 (TNGASAPG- 2023) is the portal for applying to PG courses offered by Tamil Nadu Government Arts and Science Colleges. Registration, applying for courses, uploading certificates, paying the application fee, choosing the courses and the colleges, and downloading the filled-in application should all be done only through online. The Counseling procedure consists of the following steps:

1. You can fill the application form online through internet from your own home or from elsewhere. If you do not have internet facility, you can go to the nearest Admission Facilitation Center (AFC)-2023 located at select Government Arts and Science Colleges.
2. Choosing the courses and the colleges as per your preference.
The Rank list will be published on the web sites of the respective colleges.
4. Colleges will issue Allotment letters to eligible applicants, and it will be based on the order of their choices for courses and based on the rank list.
5. Applicants are to report to the respective colleges specified in the allotment letter to confirm their selection for admission.

Applicants should remember all the steps listed above and they should complete the necessary steps within the given time period. The first step is to register and apply for the PG courses online. The following step-by-step guide will tell you how to register online and fill the application.

• **User Registration**

Now, let's see how to register and apply online. The registration process is made easy and it consists of several simple steps. Please follow the instructions carefully. First, visit the website www.tngasa.in. You will see a page displayed on your screen that is similar to the one given below.

The process of applying consists of the steps given below:

Quick Links

- Instructions in Tamil
வடிமுறைகள் - தமிழ்
- Instructions in English
வடிமுறைகள் - ஆங்கிலம்
- Registration Demo-Video
மாநிலி விண்ணம் - பதிவேற்றம்
- TNGASA 2023 - Booklet
TNGASA கையேடு
- List of Colleges
கல்லூரிகளின் பட்டியல்
- Preparation Data Sheet
தரவுத்தாள்
- School Block Information
பள்ளி மண்டலம் தகவல்

GOVERNMENT OF TAMIL NADU
TAMIL NADU GOVT ARTS AND SCIENCE COLLEGES ADMISSION FOR PG COURSES - 2023

[Login](#)

Tamil Nadu Govt Arts and Science Colleges Admissions 2023 for Post Graduate (TNGASA-PG 2023) is an online process includes Registration, Payments, Choice Filling, and Printing application. This is a unified portal that can be used to apply for one or more Colleges among 164 Government Arts and Science Colleges in Tamil Nadu. Candidates are requested to read the instructions given here completely for the successful completion of their Counselling and Admissions. From this Academic year, to enable students to apply for more colleges, the application and registration fee for every five colleges applying is reduced to Rs.60/- for general category and Rs.2/- for SC/ST category. (தமிழ்நாடு அரசு கலை மற்றும் அறிவியல் கல்லூரிகள் சேர்க்கை 2023 (TNGASA 2023) என்பது பதிவு, விண்ணப்ப கட்டணம், கல்லூரி மற்றும் பாடப்பிரிவினை தேர்வு செய்தல் மற்றும் அச்சிடும் விண்ணப்பம் ஆகியவற்றை உள்ளடக்கிய ஆன்லைன் செயல்முறையாகும். தமிழ்நாட்டில் உள்ள 164 அரசு கலை மற்றும் அறிவியல் கல்லூரிகளில் ஒன்று அல்லது அதற்கு மேற்பட்ட கல்லூரிகளுக்கு விண்ணப்பிக்க இது ஒரு ஒருங்கிணைந்த இணைய முகப்பு ஆகும். விண்ணப்பதாரர்கள் தங்கள் கவுன்சிலிங் மற்றும் சேர்க்கையை வெற்றிகரமாக முடிப்பதற்கு இங்கு கொடுக்கப்பட்டுள்ள வழிமுறைகளை முழுமையாக படிக்குமாறு கேட்டுக் கொள்ளப்படுகிறார்கள். மாணாக்கர்கள் கூடுதலாக கல்லூரிகளுக்கு விண்ணப்பம் செய்ய ஏதுவாக இந்த ஆண்டு முதல் விண்ணப்பிக்கும் ஒவ்வொரு ஐந்து கல்லூரிகளுக்கும் விண்ணப்பம் மற்றும் பதிவுக்கட்டணமாக பொதுப் பிரிவினருக்கு ரூபாய் 60 /- , SC /ST பிரிவினருக்கு ரூபாய் 2 /- ம் ஆக மாற்றப்பட்டுள்ளது.)

AFCs will never ask students to share their username and password, we request students to beware of such calls. (AFC-கள் ஒருபோதும் மாணவர்களின் பயன்பெயர் மற்றும் கடவுச்சொல்லை பகிருமாறு கேட்காது. இதபோன்ற அழைப்புகள் குறித்து மாணவர்கள் எச்சரிக்கையாக இருக்குமாறு கேட்டுக்கொள்கிறோம்.)

[Click here for new Registration](#)

Date	Description
14.08.2023	Commencement of Online application Form submission (இணைய வழி விண்ணப்பம் சமர்ப்பிக்க தொடங்கும் நாள்)
22.08.2023	Last Date of Submitting the online Application Form (இணைய வழி விண்ணப்பம் சமர்ப்பிக்க இறுதி நாள்)

Overview of Counselling Process

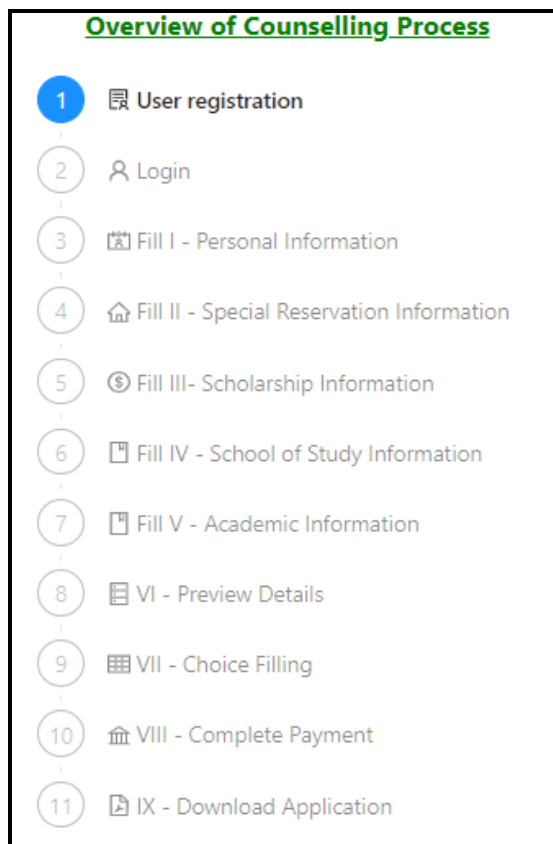
1. User registration
2. Login
3. Fill I - Personal Information
4. Fill II - Special Reservation Information
5. Fill III - UG Degree Information
6. Fill IV - UG Degree Marks
7. V - Preview Details
8. VI - Choice Filling
9. VII - Complete Payment
10. VIII - Download Application

For all your queries call us on a Toll Free Number:
1800-425-0110

Address
Directorate of Collegiate Education,
Saidapet,
Chennai - 600 015

Email
tngasa2023@gmail.com

Phone
044- 28271911
044-28260098



Click on "Click here for new Registration".

You will see the web page appear on your screen that looks similar to this image. The steps to register is listed on the "Registration" section of the page. You must fill in all the details required for the 'user registration' correctly on the form given on the page. Keep the following in mind when registering:

Note

Please fill all details, details entered here cannot be modified later, hence request you to take extra care while filling it. All future communication will be shared to provided Email address and Mobile number so please make sure you provide valid one. (தயவு செய்து அனைத்து விவரங்களையும் நிரப்பவும், இங்கு உள்ளிடப்பட்டுள்ள விவரங்களை பின்னர் மாற்ற முடியாது, எனவே நிரப்பும்போது கூடுதல் கவனம் செலுத்துமாறு கேட்டுக்கொள்ளப்படுகிறது. அனைத்து தகவல்தொடர்புகளும் கொடுக்கப்பட்ட மின்னஞ்சல் முகவரி மற்றும் மொபைல் எண்ணுடன் மட்டுமே பகிரப்படும். எனவே சரியான தகவல் வழங்குவதை உறுதிசெய்யவும்.)

Registration

Save

Note

Please fill all details, details entered here cannot be modified later, hence request you to take extra care while filling it. All future communication will be shared to provided Email address and Mobile number so please make sure you provide valid one. (தயவு செய்து அனைத்து விவரங்களையும் நிரப்பவும், இங்கு உள்ளிடப்பட்டுள்ள விவரங்களை பின்னர் மாற்ற முடியாது, எனவே நிரப்பும்போது கூடுதல் கவனம் செலுத்துமாறு கேட்டுக்கொள்ளப்படுகிறது. அனைத்து தகவல்தொடர்புகளும் கொடுக்கப்பட்ட மின்னஞ்சல் முகவரி மற்றும் மொபைல் எண்ணுடன் மட்டுமே பகிரப்படும். எனவே சரியான தகவல் வழங்குவதை உறுதிசெய்யவும்.)

* Name (விண்ணப்பதாரரின் பெயர்): ✖
Please enter name
As in 10th/HSC mark sheet

* Mobile (கைபேசி எண்):

* Email (மின்னஞ்சல் முகவரி):
Type valid email address , this will be your user name.

* Confirm Email (மின்னஞ்சல் முகவரியை உறுதிசெய்யவும்):

* Date of birth (DD-MM-YYYY) (பிறந்த தேதி): 📅
Date of birth in DD-MM-YYYY format, select from calendar or type

* Password (கடவுச்சொல்):
Password minimum 6 characters, password should contains at least one alphabet, special character(!@#%&^&) and number.

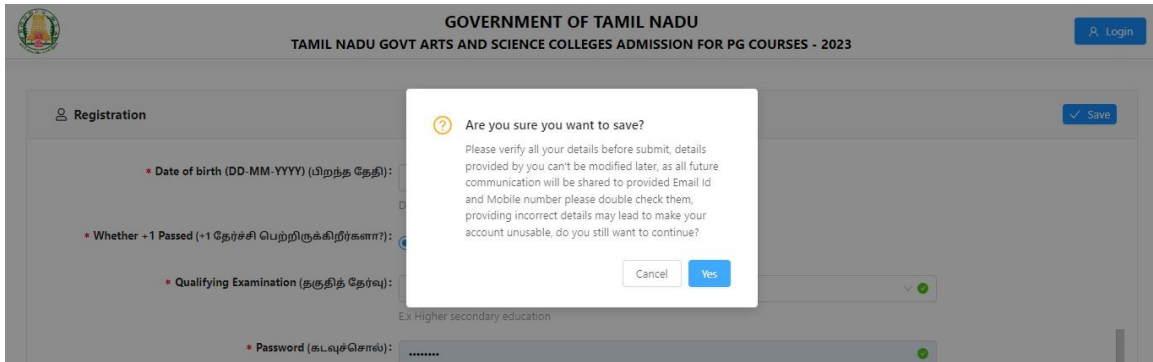
* Confirm password:

1. Enter your name as it appears on your 10th/12th grade certificate.
2. Enter your mobile phone number. This number will be the registered mobile number and all communication regarding your application and admission will be sent only to this number.
3. Enter your email address in the appropriate box. If you do not have an email address, create one and then enter it in the box. If you face any difficulty in creating an email

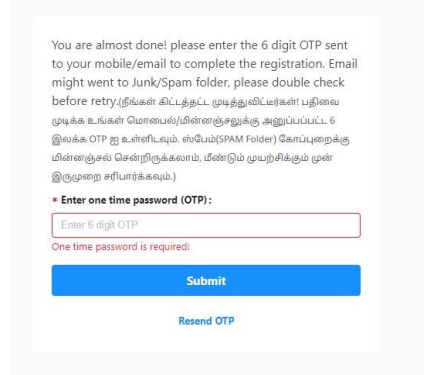
address, you may use your parent's email address. This email address will be considered as the registered email address for your application. All communication will be sent only to this email address.

4. Please confirm your email address by checking your inbox and following the verification procedure.
5. Select your date of birth.
6. Create a password for your registration carefully. Your password must contain at least six characters, including one number, one special character, and other letters.
7. Confirm your password by entering it again in the box given for it.

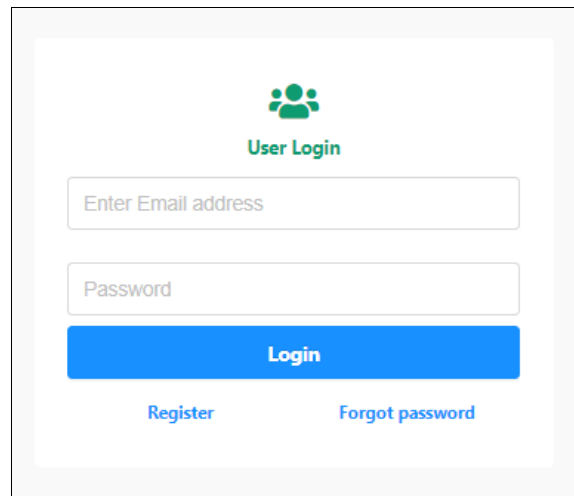
Before submitting the form, please double-check all your information and ensure that they are correct. You cannot change any of the entered details later. All information including future correspondence will be sent only through the registered email address and to the registered mobile number. Verify every information entered in the form twice, and be aware that incorrect information may render your account unusable. After you complete reviewing your information, click the "Save" button to proceed. A dialogue box will appear asking "Are you ready to continue?" When you are ready, click "Yes" to proceed to the next step.

The image shows a screenshot of a web portal for the Government of Tamil Nadu. The header includes the state emblem and the text "GOVERNMENT OF TAMIL NADU" and "TAMIL NADU GOVT ARTS AND SCIENCE COLLEGES ADMISSION FOR PG COURSES - 2023". A "Login" button is visible in the top right. The main content area is titled "Registration" and contains several form fields: "Date of birth (DD-MM-YYYY) (பிறந்த தேதி)", "Whether +1 Passed (+1 தேர்ச்சி பெற்றிருக்கிறீர்களா?)", "Qualifying Examination (தகுதித் தேர்வு)", and "Password (கடவுச்சொல்)". A modal dialog box is open in the center, asking "Are you sure you want to save?". The dialog box contains the text: "Please verify all your details before submit, details provided by you can't be modified later, as all future communication will be shared to provided Email Id and Mobile number please double check them, providing incorrect details may lead to make your account unusable, do you still want to continue?". There are "Cancel" and "Yes" buttons at the bottom of the dialog box. A "Save" button is also visible in the top right of the registration form area.

Immediately, you will receive a One Time Password (OTP) to the registered mobile number and you can use the OTP only once. Enter the OTP number in the field labeled "Enter One Time Password (OTP)" on your screen, then click "Submit". Then log into the portal. You will see a web page as shown below.



Next, the following web page will appear on the screen. You can login using your email address (Email Id) and your newly created password (Password).



After logging in, the following page will appear on the screen.

1. Personal Information

The web page where you can enter your personal details for registration will appear.

1. Personal Information(தனிப்பட்ட தகவல்கள்)

* Name (விண்ணப்பதாரரின் பெயர்):

SUKUMAR P

* Civic status of Native Place (சொந்த மாவட்டத்தின் குடிமை நிலை):

Select Civic Status of Native Place

* Name of the Parent/Guardian (பெற்றோர் அல்லது பாதுகாப்பாளர் பெயர்):

|

* Date of Birth (DD-MM-YYYY) (பிறந்த தேதி):

11-08-1999

* Communication Address (தொடர்பு முகவரி):

* Gender (பாலினம்):

Male Female Third Gender

* Mother Tongue (தாய்மொழி):

Tamil

Same as communication address

* Nationality (குடியரிமை):

Indian Srilankan Tamil Refugee Others

* Permanent Address (நிரந்தர முகவரி):

* Religion (மதம்):

Select Religion

* Name of the Community (வகுப்பு):

* Alternate mobile number (மாற்று மொபைல் எண்):

* Name of the Community (வகுப்பு):

Select community

* State (மாநிலம்):

Tamil nadu

* Name of the Caste (உட்பிரிவின் பெயர்):

Select caste

* District (மாவட்டம்):

Aadhar Number (optional) (ஆதார் எண்):

* Taluk (வட்டம்):

Select Taluk

* Communication address pincode (அஞ்சலக குறியீட்டு எண்):

* Native District (சொந்த மாவட்டம்):

Save & Continue

It is essential to accurately enter details such as

- Name,
- Name of the Parent/Guardian
- Address for Communication
- Permanent Address
- State
- District
- Taluk
- Address for Communication - pin code
- Native District
- Civic status of your Native Place
- Date of Birth, Gender
- Mother Tongue
- Nationality
- Religion
- Name of the Community
- Name of the Sub-Caste
- Aadhar Number (optional)

Make sure you enter the details without errors.

After entering all the required details, click on the "Save & Continue" button. Your application is now in the initial stage of submission.

2. Special Reservation Information.

Select the Special Reservation Information if you wish to apply under Special categories such as

- Whether you are a candidate under quota for Eminent Sports person?
- Ex-Servicemen (Only Army/Navy/ Air force services are Eligible)
- Differently Abled Person
- NCC (C) Certificate Holder
- Select Children/Widows of eligible Personnel of Security Forces Category to Select "Yes" only if you have proper certificates for special reservation, otherwise select "No".

2. Special Reservation Information(சிறப்பு ஒதுக்கீட்டு தகவல்)

* Whether you are a candidate under quota for Eminent Sports person?

(சிறந்த விளையாட்டு வீரர்களுக்கான ஒதுக்கீட்டின் கீழ் நீங்கள் விண்ணப்பிக்க விரும்புகிறீர்களா?)

Yes No

* Ex-Servicemen (Only Army/Navy/ Air force services are Eligible)

(முன்னாள் படைவீரர்கள் (இராணுவம்/கடற்படை/விமானப்படை மட்டுமே தகுதியுடையவர்கள்))

Yes No

* Differently Abled Person (மாற்றுத்திறனாளி?):

Yes No

* NCC (C) Certificate Holder (என்சிசி(C) சான்றிதழ் வைத்திருப்பவரா?):

Yes No

* Select Children/Widows of eligible Personnel of Security Forces Category

(பாதுகாப்புப் படைகளின் தகுதியான பணியாளர்களின் குழந்தைகள்/மனைவி எத்தகைய வகை?)

None of the Above

Back

Save & Continue

After entering the details, click on the "Save & Continue" button. NOTE: You will be at the second stage of your application process before submission.

3. Information regarding the UG Degree

Next, the web page where you have to enter details about your UG Degree will appear on the screen. You have to enter details such as the name of the Degree, Branch of Study/ Discipline, Name of the College, and Name of the Affiliating University, UG registration number, month and year of UG completion, Whether final Semester/Year Results are published, Exam Pattern and Exam Assessment. These details must be entered without errors.

3. UG Degree Information (பட்டப் படிப்பு பற்றிய தகவல்கள்)

* Degree Of Study (பட்டப் படிப்பின் பெயர்):

Please Select Degree of Study

* Branch Of Study/ Discipline (பாடப் பிரிவு):

Please Select Branch/Discipline

Select Degree of Study before selecting branch

* Name of the College (கல்லூரியின் பெயர்):

* Name of the Affiliating University (பல்கலை கழகத்தின் பெயர்):

Please Select the University

* UG Register Number (UG பதிவு எண்):

* Month of UG Completion (UG நிறைவு செய்த மாதம்):

January

* Year of UG Completion (UG நிறைவு செய்த வருடம்):

2023

* Whether final Semester/Year Results are published?

(இறுதி பருவ / வருட தேர்வு முடிவுகள் வெளியிடப்பட்டுள்ளனவா?)

Yes No

* Exam Pattern (தேர்வு முறை):

Grade

* Exam Assessment method (மதிப்பீட்டு முறை):

Semester



Back

Save & Continue

After entering the details,, click the "Save & Continue" button. NOTE: the application is in the third stage before submission.

4. Marks obtained in the UG degree

Next, the web page where you have to enter the details of your marks obtained in the UG Degree will appear on your screen. It is essential to enter details accurately, without errors.

If you have selected Examination Mode: Marks, Evaluation Mode: Semester, the following page will appear on your screen. Semester, Part 1 Maximum Marks, Part 1 Marks Obtained, Part 2 Maximum Marks, Part 2 Marks Obtained, Part 3 Maximum Marks, Part 3 Marks Obtained, Part 4 Maximum Marks, Part 4 Marks Obtained, Passed Month, Passed Year and details like number of attempts must be recorded without errors.

4. UG Degree Marks (பட்டப்படிப்பு மதிப்பெண்கள்)

UG Degree Marks/Grade Table

Semester (செமஸ்டர்)	Part 1 Max Marks (பகுதி 1 அதிகபட்ச மதிப்பெண்கள்)	Part 1 Obtained Marks (பகுதி 1 பெற்ற மதிப்பெண்கள்)	Part 2 Max Marks (பகுதி 2 அதிகபட்ச மதிப்பெண்கள்)	Part 2 Obtained Marks (பகுதி 2 பெற்ற மதிப்பெண்கள்)
Semester 1	<input type="text"/>	<input type="text"/>	<input type="text"/>	<input type="text"/>
Semester 2	<input type="text"/>	<input type="text"/>	<input type="text"/>	<input type="text"/>
Semester 3	<input type="text"/>	<input type="text"/>	<input type="text"/>	<input type="text"/>
Semester 4	<input type="text"/>	<input type="text"/>	<input type="text"/>	<input type="text"/>
Semester 5	<input type="text"/>	<input type="text"/>	<input type="text"/>	<input type="text"/>
Semester 6	<input type="text"/>	<input type="text"/>	<input type="text"/>	<input type="text"/>

Part 3 Max Marks (பகுதி 3 அதிகபட்ச மதிப்பெண்கள்)	Part 3 Obtained Marks (பகுதி 3 பெற்ற மதிப்பெண்கள்)	Part 4 Max Marks (பகுதி 4 அதிகபட்ச மதிப்பெண்கள்)	Part 4 Obtained Marks (பகுதி 4 பெற்ற மதிப்பெண்கள்)	Month of Pass (தேர்ச்சி பெற்ற
<input type="text"/>	<input type="text"/>	<input type="text"/>	<input type="text"/>	January
<input type="text"/>	<input type="text"/>	<input type="text"/>	<input type="text"/>	January
<input type="text"/>	<input type="text"/>	<input type="text"/>	<input type="text"/>	January
<input type="text"/>	<input type="text"/>	<input type="text"/>	<input type="text"/>	January
<input type="text"/>	<input type="text"/>	<input type="text"/>	<input type="text"/>	January
<input type="text"/>	<input type="text"/>	<input type="text"/>	<input type="text"/>	January

Month of Pass (தேர்ச்சி பெற்ற மாதம்)	Year of Pass (தேர்ச்சி பெற்ற ஆண்டு)	No. of Attempts (முயற்சிகளின் எண்ணிக்கை)
January	2023	1
January	2023	1
January	2023	1
January	2023	1
January	2023	1
January	2023	1

Back Save & Continue

If you have selected Examination Mode: **Marks**, Evaluation Mode: **Year**, the following page will appear on your screen. Year, Part 1 Maximum Marks, Part 1 Marks Obtained, Part 2 Maximum Marks, Part 2 Marks Obtained, Part 3 Maximum Marks, Part 3 Marks Obtained, Part 4 Maximum Marks, Part 4 Marks Obtained, Passed Month, Passed Year and details like number of attempts must be recorded without errors.

4. UG Degree Marks (பட்டப்படிப்பு மதிப்பெண்கள்)

UG Degree Marks/Grade Table

Year (ஆண்டு)	Part 1 Max Marks (பகுதி 1 அதிகபட்ச மதிப்பெண்கள்)	Part 1 Obtained Marks (பகுதி 1 பெற்ற மதிப்பெண்கள்)	Part 2 Max Marks (பகுதி 2 அதிகபட்ச மதிப்பெண்கள்)	Part 2 Obtained Marks (பகுதி 2 பெற்ற மதிப்பெண்கள்)
Year 1	<input type="text"/>	<input type="text"/>	<input type="text"/>	<input type="text"/>
Year 2	<input type="text"/>	<input type="text"/>	<input type="text"/>	<input type="text"/>
Year 3	<input type="text"/>	<input type="text"/>	<input type="text"/>	<input type="text"/>

4. UG Degree Marks (பட்டப்படிப்பு மதிப்பெண்கள்)

UG Degree Marks/Grade Table

Part 3 Max Marks (பகுதி 3 அதிகபட்ச மதிப்பெண்கள்)	Part 3 Obtained Marks (பகுதி 3 பெற்ற மதிப்பெண்கள்)	Part 4 Max Marks (பகுதி 4 அதிகபட்ச மதிப்பெண்கள்)	Part 4 Obtained Marks (பகுதி 4 பெற்ற மதிப்பெண்கள்)	Month of Pass (தேர்ச்சி பெற்ற
<input type="text"/>	<input type="text"/>	<input type="text"/>	<input type="text"/>	January
<input type="text"/>	<input type="text"/>	<input type="text"/>	<input type="text"/>	January
<input type="text"/>	<input type="text"/>	<input type="text"/>	<input type="text"/>	January

Month of Pass (தேர்ச்சி பெற்ற மாதம்)	Year of Pass (தேர்ச்சி பெற்ற ஆண்டு)	No. of Attempts (முயற்சிகளின் எண்ணிக்கை)
January	2023	1
January	2023	1
January	2023	1

Back Save & Continue

If you have selected Examination Mode: **Grade**, Evaluation Mode: **Semester**, the following page will appear on your screen. Semester, Max CGPA, Obtained CGPA, Passed Month, Passed Year and details like number of attempts must be recorded without errors.

4. UG Degree Marks (பட்டப்படிப்பு மதிப்பெண்கள்)

UG Degree Marks/Grade Table

Semester (செமஸ்டர்)	Max CGPA (அதிகபட்ச CGPA)	Obtained CGPA (பெற்ற CGPA)	Month of Pass (தேர்ச்சி பெற்ற மாதம்)	Year of Pass (தேர்ச்சி பெற்ற ஆண்டு)	No. of Attempts (முயற்சிகளின் எண்ணிக்கை)
Semester 1	10	7	January	2023	1
Semester 2	10	7	January	2023	1
Semester 3	10	7	January	2023	1
Semester 4	10	7	January	2023	1
Semester 5	10	7	January	2023	1
Semester 6	10	7	January	2023	1

Back Save & Continue

If you have selected Examination Mode: **Grade**, Evaluation Mode: **Year**, the following page will appear on your screen. Semester, Max CGPA, Obtained CGPA, Passed Month, Passed Year and details like number of attempts must be recorded without errors.

4. UG Degree Marks (பட்டப்படிப்பு மதிப்பெண்கள்)

UG Degree Marks/Grade Table

Year (ஆண்டு)	Max CGPA (அதிகபட்ச CGPA)	Obtained CGPA (பெற்ற CGPA)	Month of Pass (தேர்ச்சி பெற்ற மாதம்)	Year of Pass (தேர்ச்சி பெற்ற ஆண்டு)	No. of Attempts (முயற்சிகளின் எண்ணிக்கை)
Year 1	<input type="text"/>	<input type="text"/>	January <input type="text"/>	2023 <input type="text"/>	1 <input type="text"/>
Year 2	<input type="text"/>	<input type="text"/>	January <input type="text"/>	2023 <input type="text"/>	1 <input type="text"/>
Year 3	<input type="text"/>	<input type="text"/>	January <input type="text"/>	2023 <input type="text"/>	1 <input type="text"/>

Back

Save & Continue

After entering the details, click the "Save & Continue" button. NOTE: the application will be in its fourth stage before submission.

5. Choosing courses and colleges

Please read the instruction carefully before making the choice selection. There are a few key points you must understand before proceeding - details are given below:

- Select the college you wish to study, and then choose the courses offered by the college.
- There is no limit on the number of courses/colleges you select.
- For each 5 colleges selected, SC/SCA/ST applicants should pay Rs.2/- and other applicants should pay Rs.60/-. (There is no limit on the number of courses one can choose under each college.)
- NOTE: The choices you make can be arranged or rearranged in the order you wish. Please be careful in the order of preference, because it will be taken into consideration during the admission process.
- The list of courses can be filtered by College name, College code, Branch or by District
- Each selection of a course, and each reordering is auto saved, no saving is required.

Application Number: 600008

Personal Info —
 Special Reservation —
 UG Degree Informa —
 UG Degree Marks —
 5 Choice Filling —
 6 Preview —
 7 Payment Details —
 8 Generate Report

Application Number: 600008

Please go through our instruction before making the choice selection, there are few points you must understand before proceed, details are below.

1. Select the courses from the colleges list you wish to opt for
2. No limit on number of courses you can select, for each 5 college selection (each college you can select as many course as you need) SC/SCA/ST candidates need to pay Rs.2/- for others it is Rs.60/-.
3. Selected choices can be rearranged according to your preference from reorder list, please make sure your preference of choices are in the order as you need, this order is important while we allot the seat.
4. Courses list can be filtered by College name, College code, Branch or by District
5. Each selection of course and reorder is auto saved, no explicit save required.

நீங்கள் உங்கள் கல்லூரி மற்றும் பாடப்பிரிவினை தேர்ந்தெடுப்பதற்கு முன், கீழ்க்காணும் வழிமுறைகளைப் படிக்கவும், தொடர்வதற்கு முன் நீங்கள் புரிந்து கொள்ள வேண்டிய விவரங்கள் கீழே உள்ளன.

1. நீங்கள் தேர்வுசெய்ய விரும்பும் கல்லூரிகளின் பட்டியலிலிருந்து பாடப்பிரிவினை தேர்ந்தெடுக்கவும்
2. நீங்கள் தேர்ந்தெடுக்கும் படிப்புகளின் எண்ணிக்கையில் வரம்பு இல்லை, ஒவ்வொரு 5 கல்லூரித் தேர்வுக்கும் (ஒவ்வொரு கல்லூரியிலும் உங்களுக்குத் தேவையான பல பாடங்களைத் தேர்ந்தெடுக்கலாம்) SC/SCA/ST விண்ணப்பதாரர்கள் ரூ.2/- செலுத்த வேண்டும் மற்றவர்களுக்கு ரூ.60/- .
3. தேர்ந்தெடுக்கப்பட்ட தேர்வுகள் மறுவரிசைப்படுத்தல் பட்டியலில் இருந்து உங்கள் விரும்பப்படி மறுசீரமைக்கப்படலாம், உங்கள் விரும்பத்தேர்வுகள் உங்களுக்குத் தேவையான வரிசையில் உள்ளதா என்பதை உறுதிப்படுத்திக் கொள்ளுங்கள்.
4. படிப்புகள் பட்டியலை கல்லூரி பெயர், கல்லூரி குறியீடு, பாடப்பிரிவு அல்லது மாவட்டம் வாரியாக தேர்ந்தெடுக்கலாம்
5. பாடத்திட்டத்தின் ஒவ்வொரு தேர்வும், மறுவரிசைப்படுத்தலும் தானாகவே சேமிக்கப்படும், வெளிப்படையான சேமிப்பு தேவையில்லை.

Filter Colleges Clear All Filter

District:

Branch Name:

College Name:

College Code:

Category:

Select a course - Academic Changes are auto saved. Reorder my choices

Select	Choice order	College Code	College Name	Course Code	Branch Name
<input type="checkbox"/>		1011001	Presidency College (Autonomous) Chennai - 600005	PARO1	M.A. Political Science
<input type="checkbox"/>		1011001	Presidency College (Autonomous) Chennai - 600005	PASA1	M.A. Sanskrit Literature
<input type="checkbox"/>		1011001	Presidency College (Autonomous) Chennai - 600005	PSMA1	M.Sc. Mathematics
<input type="checkbox"/>		1011001	Presidency College (Autonomous) Chennai - 600005	PSST1	M.Sc. Statistics
<input type="checkbox"/>		1011001	Presidency College (Autonomous) Chennai - 600005	PSPH1	M.Sc. Physics
<input type="checkbox"/>		1011001	Presidency College (Autonomous) Chennai - 600005	PSCH1	M.Sc. Chemistry
<input type="checkbox"/>		1011001	Presidency College (Autonomous) Chennai - 600005	PSPB1	M.Sc. Plant Biology & Plant Bio-Technology
<input type="checkbox"/>		1011001	Presidency College (Autonomous) Chennai - 600005	PSZO1	M.Sc. Zoology
<input type="checkbox"/>		1011001	Presidency College (Autonomous) Chennai - 600005	PSGL1	M.Sc. Geology
<input type="checkbox"/>		1011001	Presidency College (Autonomous) Chennai - 600005	PSPY1	M.Sc. Psychology
<input type="checkbox"/>		1011001	Presidency College (Autonomous) Chennai - 600005	PSGE1	M.Sc. Geography
<input type="checkbox"/>		1011001	Presidency College (Autonomous) Chennai - 600005	PCCD1	M.Com. Commerce
<input type="checkbox"/>		1011001	Presidency College (Autonomous) Chennai - 600005	PAMS1	M.S.W. Social Work
<input type="checkbox"/>		1011001	Presidency College (Autonomous) Chennai - 600005	PAEC1	M.A. Economics
<input type="checkbox"/>		1011001	Presidency College (Autonomous) Chennai - 600005	PCHI1	M.COM.(Hearing Impaired)
<input type="checkbox"/>		1011001	Presidency College (Autonomous) Chennai - 600005	PAPA1	M.A. Public Administration
<input type="checkbox"/>		1011001	Presidency College (Autonomous) Chennai - 600005	PSMB1	M.Sc. Applied Micro Biology
<input type="checkbox"/>		1011001	Presidency College (Autonomous) Chennai - 600005	PABN1	M.A. English Literature

- You need to click "Reorder my choices" to rearrange the selected choices. Then, you can reorder them as per your preference.

Select a course - Academic Changes are auto saved. Reorder my choices

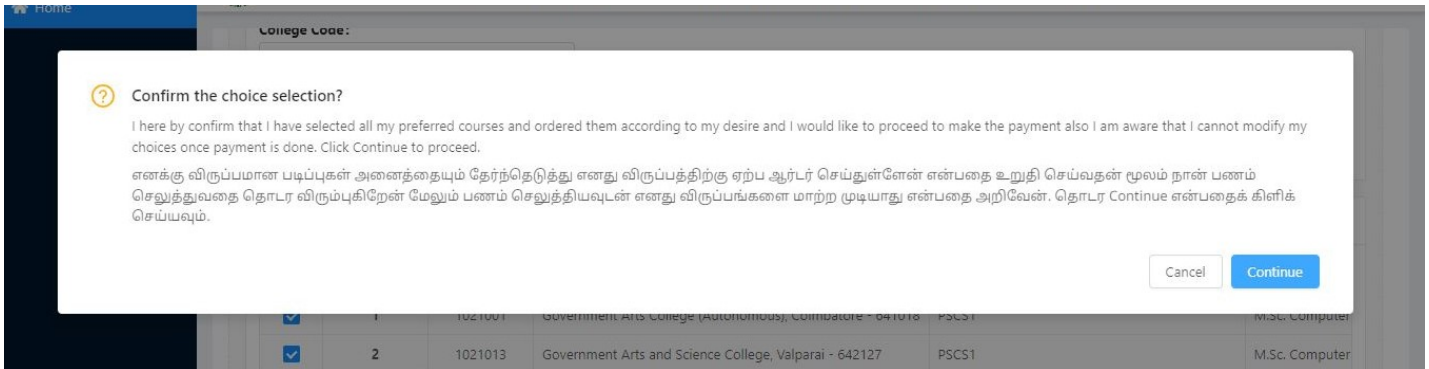
Select	Choice order	College Code	College Name	Course Code	Branch Name
<input checked="" type="checkbox"/>	1	1021001	Government Arts College (Autonomous), Coimbatore - 641018	PSCS1	M.Sc. Computer
<input checked="" type="checkbox"/>	2	1021013	Government Arts and Science College, Valparai - 642127	PSCS1	M.Sc. Computer

< 1 >

Reorder my choices

Back Save & Continue

After making the necessary choices as per your preference, , click on the "Save & Continue" button. "Confirm the choice selection?" A website notification will appear on yourscreen that says: "I here by confirm that I have selected all my preferred courses and ordered them according to my desire and I would like to proceed to make the payment also I am aware that I cannot modify my choices once payment is done" message will appear. Click Continue to proceed.



NOTE: the application will be in the fifth stage before submission.

6. Preview

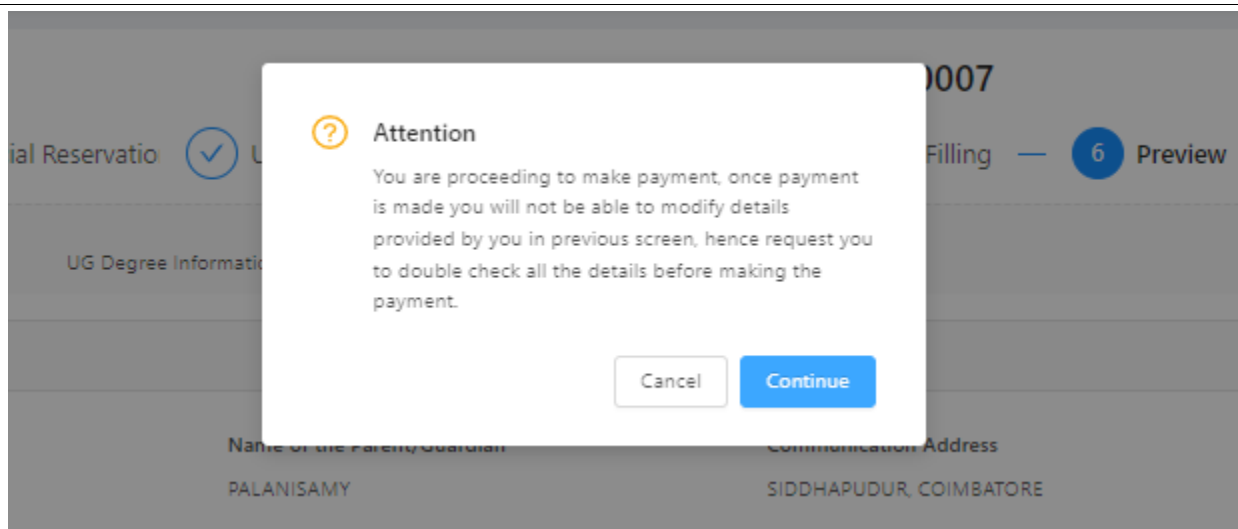
After reviewing the information on the webpage, please confirm that all the necessary details, such as Personal Info, Special Reservation, UG Degree Information, UG Degree Marks and Choice Selection, are correct on the display. After reviewing the details, click on the "Save & Continue" button.

Personal Info —
 Special Reservatio
 UG Degree Inform
 UG Degree Marks
 Choice Filling —
 6 Preview —
 7 Payment Details
 8 Generate Report

[Personal Info](#) |
 [Special Reservation](#) |
 [UG Degree Information](#) |
 [UG Degree Marks](#) |
 [Choice Selection](#)

1. Personal Information

Name	Name of the Parent/Guardian	Communication Address	Permanent Address
SUKUMAR P	PALANISAMY	SIDDHAPUDUR, COIMBATORE	SIDDHAPUDUR, COIMBATORE
Alternate mobile number	State	District	Taluk
7010303993	Tamil nadu	Coimbatore	Coimbatore(North)
Communication address pincode	Native District	Civic status of Native Place	Date of Birth (DD-MM-YYYY)
641044	Coimbatore	Municipality	19-03-1999
Gender	Mother Tongue	Nationality	Religion
Male	Tamil	Indian	Hindu
Name of the Community	Name of the Caste	Aadhar Number (optional)	
SCA	Arunthathiyar	--	



Next, you will be taken to the payment page. NOTE: you will not be able to make any corrections to the details you had entered in the previous pages, once you are taken to the payment page. So, make sure that you have entered all the details accurately before clicking the “Save and continue” button.

7. Payment

The application fee that you have to pay will differ according to the selections you had made earlier, according to your community. You can make this payment through a Debit Card / Credit Card / Internet Banking, or by using a UPI (Unified Payments Interface) such as Google Pay or Paytm. To do this, click on "Pay". Then, the payment gateway of the bank will appear on your screen. After making the payment, you will receive a confirmation message and a transaction ID, which you can also print for your records. Finally, click on "Home page" to return to the main page. Successful completion of the payment will take you to the next stage from the seventh stage of your application before submission.




Important instructions

1. Select one of the payment gateway to pay online. Once payment is made you will not be able to update any registration details, make sure you double check them.
2. Do not pay more than once, please verify your payment status before making another payment. You can verify the payment status from My Profile -> My Transactions. By mistake if you made multiple payments, refund will not be entertained online, any multiple payment refunds will be processed only offline after counselling is completed.
3. **Once payment is made money will not be refunded.**
4. Select one of the payment gateway to pay from Credit/Debit cards and Net Banking.
5. For each 5 distinct college's selection student have to pay Rs.50 (for SC/SCA/ST student it is Rs.2)

Payment Cart	
	Total Colleges Selected: 3
	Total Distinct Set: 1 X 2
	Total (INR): 2

Payment Gateways

Please select one of the payment gateway

 Canara Bank (Paytm)	 Indian Overseas Bank	 HDFC Bank
---	--	---

[Back](#) [Continue to Pay](#) [Skip Payment\(only for testing\)](#)

8. Download Application

Once you submit the application, a page to download the application will appear. Click "Download now", your entire application will be downloaded. With this, you will receive a confirmation that your application has been submitted successfully.



GOVERNMENT OF TAMIL NADU
DIRECTORATE OF COLLEGIATE EDUCATION
TAMIL NADU GOVT ARTS AND SCIENCE COLLEGES ADMISSION FOR PG COURSES - 2023
Application for Admission to Arts and Science PG Degree Course

Application Number: 600008

Personal Information

Name: SUKUMAR P	Name of the Parent/Guardian: PALANISAMY
Communication Address: SIDDHAPUDUR, COIMBATORE	Permanent Address: SIDDHAPUDUR, COIMBATORE
Alternate mobile number: 9600952245	State: Tamil nadu
District: Coimbatore	Taluk: Coimbatore(North)
Communication address pincode: 641044	Native District: Coimbatore
Civic status of Native Place: Municipality	Date of Birth (DD-MM-YYYY): 11-08-1999
Gender: Male	Mother Tongue: Tamil
Nationality: Indian	Religion: Hindu
Name of the Community: SCA	Name of the Caste: Ananthadhiyar
Aadhar Number (optional): --	

Special Reservation Information

Whether you are a candidate under quota for Eminent Sports person?: No	Level of Participation: --
Ex-Servicemen (Only Army/Navy/ Air force services are Eligible): No	Differently Abled Person: No
Differently Abled Type: --	NCC (C) Certificate Holder: No
Select Children/Widows of eligible Personnel of Security Forces: Category: None of the Above	

UG Degree Information

Degree Of Study: B.Sc	Branch Of Study/ Discipline: Computer Science
Name of the College: GAC	Name of the Affiliating University: Bharathiar University, Maruthamalai Main Road, Coimbatore-641 046, Tamil Nadu. (State University).
UG Register Number: 11028	Month of UG Completion: January
Year of UG Completion: 2023	Whether final Semester/Year Results are published?: Yes
Exam Pattern: Grade	Exam Assessment method: Semester

UG Degree Marks

Semester	Max CGPA	Obtained CGPA	Month of Pass	Year of Pass	No. of Attempts
Semester 1	10	8	January	2023	1
Semester 2	10	8	January	2023	1
Semester 3	10	8	January	2023	1
Semester 4	10	8	January	2023	1
Semester 5	10	8	January	2023	1
Semester 6	10	8	January	2023	1



GOVERNMENT OF TAMIL NADU
DIRECTORATE OF COLLEGIATE EDUCATION
TAMIL NADU GOVT ARTS AND SCIENCE COLLEGES ADMISSION FOR PG COURSES - 2023
Application for Admission to Arts and Science PG Degree Course

Application Number: 600008

Affix recent Passport
size Photo

DECLARATION BY THE APPLICANT

I, **SUKUMAR P** (Son / Daughter) of **PALANISAMY** hereby solemnly declare that the information furnished and the statements given in the application and the enclosures are true, correct and complete. I further declare that should it be found otherwise, I will be liable to forfeit my seat and / or removal from the rolls of the Institution at whatever stage of study I may be, besides making me liable for criminal prosecution. I am fully aware that as per the directions of the Hon'ble Supreme Court of India and Tamil Nadu Prohibition of Ragging Act 1997, Ragging is an offence, as is banned in the Institutions and anyone indulging in ragging is liable to be punished such as expulsion from the Institutions and / or rigorous imprisonment up to 3 years, and / or fine up to Rs.25,000/-

Place:

Date:

(Signature of the Applicant)

DECLARATION BY THE PARENT/ GUARDIAN

I, **PALANISAMY** (Parent / Guardian) of **SUKUMAR P** hereby solemnly declare that I am fully aware of the declaration made by the applicant, and I declare and bind myself on the same terms contained in the above declaration. The statements and the information given are true, correct and complete. If it is found otherwise, the applicant is liable to forfeit the seat and / or removal from the rolls of the Institution at whatever may be the stage of study, besides making me liable for criminal prosecution I am fully aware that as per the directions of the Hon'ble Supreme Court of India and Tamil Nadu Prohibition of Ragging Act 1997, Ragging is an offence, as is banned in the Institutions and anyone indulging in ragging is liable to be punished such as expulsion from the Institution and / or rigorous imprisonment up to 3 years, and / or fine up to R.S. 25,000/-

Place:

Date:

(Signature of Parent / Guardian)

Note: Guardian can execute the above declaration, only if both the parents are not alive.



GOVERNMENT OF TAMIL NADU
DIRECTORATE OF COLLEGIATE EDUCATION
TAMIL NADU GOVT ARTS AND SCIENCE COLLEGES ADMISSION FOR PG COURSES - 2023
Application for Admission to Arts and Science PG Degree Course

Application Number: 600008

The following original certificates have to be produced at the time of certificate verification.

1. Transfer certificate
2. 10th Mark Sheet
3. 12th Mark Sheet
4. 12th Mark Sheet
5. UG Degree Certificate
6. UG Degree Consolidated Mark Sheet
7. Permanent Community Certificate Card for SCA (Permanent card / Electronic form / Digitally Signed E-Certificate)
8. Income Certificate of the Parent
9. Special Reservation Form for Sports and relevant certificates
10. Special Reservation Form for Ex-Serviceman and relevant certificates
11. Special Reservation Form for Blindness & Low Vision and relevant certificates
12. Special Reservation Form for NCC-'C' Certificate holders and relevant Certificates

Printout of the application, Signed declaration and photocopies of all the above mentioned certificates need to be submitted at the time of Admission



GOVERNMENT OF TAMIL NADU
DIRECTORATE OF COLLEGIATE EDUCATION
TAMIL NADU GOVT ARTS AND SCIENCE COLLEGES ADMISSION FOR PG COURSES - 2023
Application for Admission to Arts and Science PG Degree Course

Application Number: 600008

Choices Selected

District	Course Id	Course Name	College Name	College Code	Preference Order
Coimbatore	PSCS1	M.Sc. Computer Science	Government Arts College (Autonomous), Coimbatore - 641018	1021001	1
Coimbatore	PSCS1	M.Sc. Computer Science	Government Arts and Science College, Valparani - 642127	1021013	2