



**தமிழ்நாடு அரசு கலை மற்றும் அறிவியல் கல்லூரிகள்
முதுநிலை கலை மற்றும் அறிவியல் பட்டப்படிப்பு மாணவர் சேர்க்கை - 2024**

**TAMIL NADU GOVERNMENT ARTS AND SCIENCE COLLEGES
PG ARTS AND SCIENCE COURSES ADMISSIONS - 2024**

**PROCEDURE FOR APPLYING TAMIL NADU GOVERNMENT ARTS AND SCIENCE COLLEGES PG
ARTS AND SCIENCE COURSES ADMISSIONS - 2024**

Tamil Nadu Government Arts and Science Colleges PG Arts and Science Courses Admissions - 2024 (TNGASAPG-2024) is a complete portal for online registration, payments, application filling, and choice filling. Candidates must register their applications online. This can be done with the assistance of the Admission Facilitation Center (AFC)-2024 at government arts colleges in each district. Students can access these help centers to receive all the required services. Candidates are instructed to read the instructions provided here thoroughly. This will enable them to successfully complete their counseling and admission process.

Applicants are requested to verify the eligibility from the respective College/University website before selecting a course. Applications without essential eligibility will be rejected by the respective College.

The entire counseling procedure consists of the following steps:

- **Filling of Application:** This can be done through the Admission Facilitation Center (AFC)-2024 at all Government Arts and Science Colleges near you, or through computers and smartphones from home.
- Registration of Courses and Colleges.
- **Publication of Rank List:** The rank list will be published on the respective college websites.
- **Publication of Tentative Allotment:** Tentative allotment will be published on a notified date by the respective colleges based on the rank list.
- **Reporting to Allotted Colleges:** Applicants must report to the respective colleges specified in the allotment letter.

User Registration:

Here is how you can apply for admission. The registration process is designed to be straightforward and involves several simple steps. Please follow the instructions carefully. Begin by visiting the website www.tngasa.in. You will see the computer screen displayed below. The application process requires the following steps:



- Quick Links
- PG Admission Schedule
PG சேர்க்கை அட்டவணை
- Instructions in Tamil
வழிமுறைகள் - தமிழ்
- Instructions in English
வழிமுறைகள் - ஆங்கிலம்
- PG Registration Demo-Video
PG மாதிரி விண்ணம் - பதிவேற்ற
- TNGASA PG-2024 - Booklet
TNGASA-PG கைவகு
- List of Colleges
கல்லூரிகளின் பட்டியல்
- Preparation Data Sheet
தரவுத்தாள்

Tamil Nadu Govt Arts and Science Colleges Admissions 2024 for Post Graduate Arts and Science Courses (TNGASA-PG 2024) is an online process includes Registration, Choice Filling, Payment and Printing application. This is a unified portal that can be used to apply for one or more Colleges among 109 Government Arts and Science Colleges offering PG courses in Tamil Nadu. Candidates are requested to read the instructions given here completely for the successful completion of their Registration and Admissions. The application and registration fee is Rs 2/- for SC/SCA/ST category students and Rs. 60/- for students in other categories. (தமிழ்நாடு அரசு கலை மற்றும் அறிவியல் கல்லூரிகள் மூல நிறுவன கலை மற்றும் அறிவியல் பட்டப்படிப்பு சேர்க்கை 2024 (TNGASA-PG 2024) என்பது விண்ணம் பதில் கல்லூரி மற்றும் பாடப்பிரிவினை தேர்வு செய்தல், விண்ணம் கட்டணம், செலுத்தல், மற்றும் விண்ணம் அச்சிடுதல் ஆகியவற்றை உள்ளடக்கிய ஆன்லைன் செயல்முறையாகும். தமிழ்நாட்டில் மூன்று நிறுவன கலை மற்றும் அறிவியல் பட்டப்படிப்புகளை வழங்கும் 109 அரசு கலை மற்றும் அறிவியல் கல்லூரிகளில் ஒன்று அல்லது அதற்கு மேற்பட்ட கல்லூரிகளுக்கு விண்ணப்பிக்க இது ஒரு ஒருங்கிணைந்த இணைய முகப்பு ஆகும். விண்ணப்பதாரர்கள் விண்ணம் பதில் மற்றும் சேர்க்கையை வெற்றிகரமாக முடிப்பதற்கு இங்கு கொடுக்கப்பட்டுள்ள வழிமுறைகளை முழுமையாக படிக்குமாறு கேட்டுக் கொள்ளப்படுகிறார்கள். விண்ணம் மற்றும் பதில்கள் கட்டணம் SC/SCA/ST பிரிவினருக்கு ரூ 2/- மற்றும் பிறிவினருக்கு ரூ 60/- ஆகும்.)

Applicants are requested to verify the eligibility from the respective College/University website before selecting a course. Applications without essential eligibility will be rejected by the respective College. (விண்ணப்பதாரர்கள் ஒரு படிப்பைத் தேர்ந்தெடுப்பதற்கு முன், அந்தந்த கல்லூரி/பல்கலைக்கழக இணையதளத்தில் இருந்து தகுதியைச் சரிபார்க்குமாறு கேட்டுக் கொள்ளப்படுகிறார்கள். அத்தியாவசிய தகுதி இல்லாத விண்ணப்பங்கள் அந்தந்த கல்லூரியால் நிராகரிக்கப்படும்)

[Click here for New PG Registration](#)

Important Dates

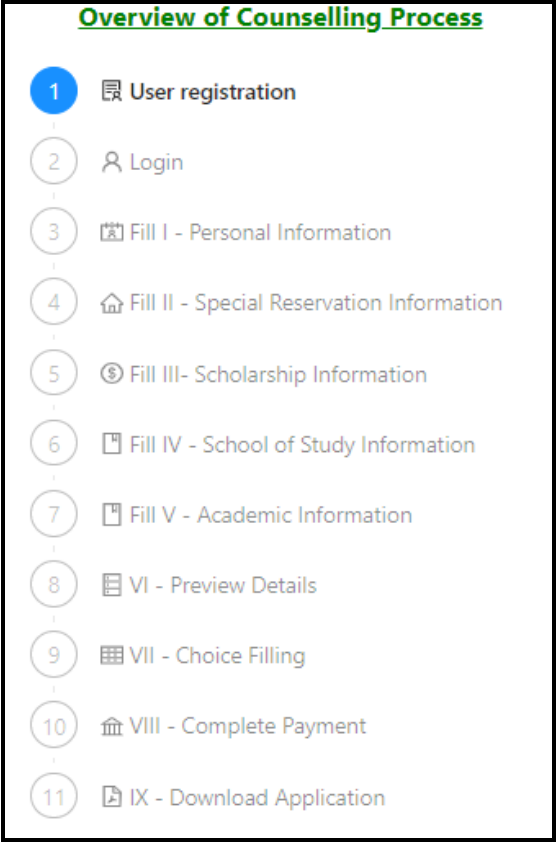
Date	Description
27-07-2024	Commencement of Online application Form submission (இணைய வழி விண்ணப்பம் சமர்ப்பிக்க தொடங்கும் நாள்)
07-08-2024	Last Date of Submitting the online Application Form (இணைய வழி விண்ணப்பம் சமர்ப்பிக்க இறுதி நாள்)

Address
Directorate of Collegiate Education,
Saidapet,
Chennai - 600 015

Email
tngasa24@gmail.com

Phone
044 - 24343106
044 - 24342911

©2024, TNGASA



Click on "Click Here for New Registration." The web page will then appear on your computer screen.

You will now see a web page appear on your computer screen. The registration instructions are provided in the "Registration" section of the page. Make sure to fill in all required details accurately on the registration page. Please keep the following points in mind during the registration process:

Note

Please fill all details, details entered here cannot be modified later, hence request you to take extra care while filling it. All future communication will be shared to provided Email address and Mobile number so please make sure you provide valid one. (தயவு செய்து அனைத்து விவரங்களையும் நிரப்பவும், இங்கு உள்ளிடப்பட்டுள்ள விவரங்களை பின்னர் மாற்ற முடியாது, எனவே நிரப்பும்போது கூடுதல் கவனம் செலுத்துமாறு கேட்டுக்கொள்ளப்படுகிறது. அனைத்து தகவல்தொடர்புகளும் கொடுக்கப்பட்ட மின்னஞ்சல் முகவரி மற்றும் மொபைல் எண்ணுடன் மட்டுமே பகிரப்படும். எனவே சரியான தகவல் வழங்குவதை உறுதிசெய்யவும்.)

Registration Save

Note

Please fill all details, details entered here cannot be modified later, hence request you to take extra care while filling it. All future communication will be shared to provided Email address and Mobile number so please make sure you provide valid one. (தயவு செய்து அனைத்து விவரங்களையும் நிரப்பவும், இங்கு உள்ளிடப்பட்டுள்ள விவரங்களை பின்னர் மாற்ற முடியாது, எனவே நிரப்பும்போது கூடுதல் கவனம் செலுத்துமாறு கேட்டுக்கொள்ளப்படுகிறது. அனைத்து தகவல்தொடர்புகளும் கொடுக்கப்பட்ட மின்னஞ்சல் முகவரி மற்றும் மொபைல் எண்ணுடன் மட்டுமே பகிரப்படும். எனவே சரியான தகவல் வழங்குவதை உறுதிசெய்யவும்.)

*** Name (விண்ணப்பதாரரின் பெயர்):** ✖
Please enter name
As in 10th/HSC mark sheet

*** Mobile (கைபேசி எண்):**

*** Email (மின்னஞ்சல் முகவரி):**
Type valid email address , this will be your user name.

*** Confirm Email (மின்னஞ்சல் முகவரியை உறுதிசெய்யவும்):**

*** Date of birth (DD-MM-YYYY) (பிறந்த தேதி):** 📅
Date of birth in DD-MM-YYYY format, select from calendar or type

*** Password (கடவுச்சொல்):**
Password minimum 6 characters, password should contains at least one alphabet, special character(!@#%&^&) and number.

*** Confirm password:**

Save Reset Cancel

1. Enter your name exactly as it appears on your 10th/12th grade certificate.
2. Provide the mobile phone number you have registered. All important notifications will be sent to this number.

3. Enter your correct email address. If you do not have an email address, create one and provide it. If you encounter difficulties creating an email address, you may use your parent's email address. This email address will be used for all communications regarding your application.
4. Confirm your email address by checking your inbox and following the verification steps.
5. Select your date of birth.
6. Create your password carefully. It must be at least six characters long and include at least one number, one special character, and other letters.
7. Confirm your password by entering it again.

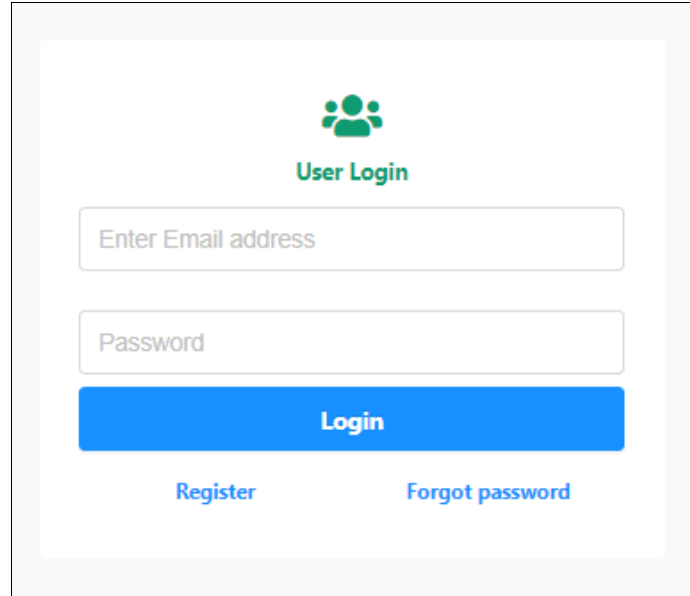
Before submitting, double-check all your information, as it cannot be changed later. All future correspondence will be sent to the email and mobile number provided. Verify everything carefully, as incorrect information may affect your account. Once you have reviewed your details, click the "Save" button to proceed. If you are ready to continue, click "Yes" to proceed.

The image shows a registration form titled "Registration" with a "Save" button in the top right. A modal dialog box is open in the center, asking "Are you sure you want to save?". The dialog contains the following text: "Please verify all your details before submit, details provided by you can't be modified later, as all future communication will be shared to provided Email Id and Mobile number please double check them, providing incorrect details may lead to make your account unusable, do you still want to continue?". There are "Cancel" and "Yes" buttons at the bottom of the dialog. The background form shows fields for "Date of birth (DD-MM-YYYY)", "Whether +1 Passed (+1 தேர்ச்சி பெற்றிருக்கிறீர்களா?)", "Qualifying Examination (தகுதித் தேர்வு)", and "Password (கடவுச்சொல்)".

At that time, you will receive a One-Time Password (OTP) on your smartphone, which can be used only once. Enter the OTP in the field labeled "Enter One-Time Password (OTP)" on the screen, then click "Submit." After logging in, the following screen will appear.

The image shows a screen for OTP verification. It contains the following text: "You are almost done! please enter the 6 digit OTP sent to your mobile/email to complete the registration. Email might went to Junk/Spam folder, please double check before retry.(நீங்கள் கிட்டத்தட்ட முடித்துவிட்டீர்கள்! பதிவை முடிக்க உங்கள் மொபைல்/மின்னஞ்சலுக்கு அனுப்பப்பட்ட 6 இலக்க OTP ஐ உள்ளிடவும். ஸ்பேம்(SPAM Folder) கோப்புறைக்கு மின்னஞ்சல் சென்றிருக்கலாம், மீண்டும் முயற்சிக்கும் முன் இருமுறை சரிபார்க்கவும்.)". Below this is a label "* Enter one time password (OTP):" and a text input field with the placeholder "Enter 6 digit OTP". A red error message "One time password is required!" is displayed below the input field. At the bottom, there is a blue "Submit" button and a "Resend OTP" link.

The following web page will now appear on your computer screen. You can log in using your email address (Email ID) and password.

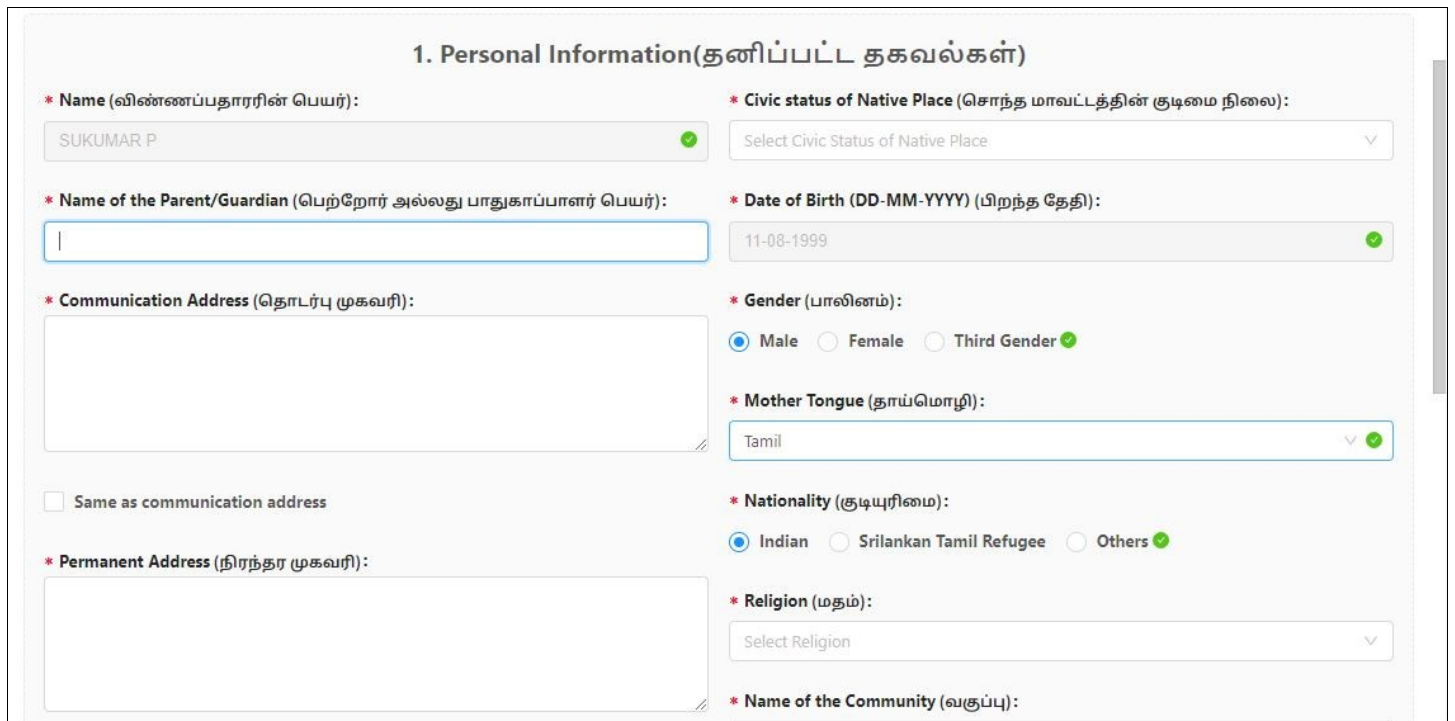


The image shows a 'User Login' form. At the top, there is a green icon of three people and the text 'User Login'. Below this, there are two input fields: 'Enter Email address' and 'Password'. A blue button labeled 'Login' is positioned below the password field. At the bottom of the form, there are two links: 'Register' and 'Forgot password'.

After logging in, the following screen will appear on your computer:

1. Personal Information

The website page where you can enter your personal details for registration will be displayed.



The image shows a registration form titled '1. Personal Information (தனிப்பட்ட தகவல்கள்)'. The form is divided into two columns. The left column contains: 'Name (விண்ணப்பதாரரின் பெயர்):' with the value 'SUKUMAR P' and a green checkmark; 'Name of the Parent/Guardian (பெற்றோர் அல்லது பாதுகாப்பாளர் பெயர்):' with an empty input field; 'Communication Address (தொடர்பு முகவரி):' with a large empty text area; a checkbox 'Same as communication address'; and 'Permanent Address (நிரந்தர முகவரி):' with a large empty text area. The right column contains: 'Civic status of Native Place (சொந்த மாவட்டத்தின் குடிமை நிலை):' with a dropdown menu 'Select Civic Status of Native Place'; 'Date of Birth (DD-MM-YYYY) (பிறந்த தேதி):' with the value '11-08-1999' and a green checkmark; 'Gender (பாலினம்):' with radio buttons for 'Male' (selected), 'Female', and 'Third Gender' (with a green checkmark); 'Mother Tongue (தாய்மொழி):' with a dropdown menu 'Tamil' and a green checkmark; 'Nationality (குடியரிமை):' with radio buttons for 'Indian' (selected), 'Srilankan Tamil Refugee', and 'Others' (with a green checkmark); 'Religion (மதம்):' with a dropdown menu 'Select Religion'; and 'Name of the Community (வகுப்பு):' with an empty input field.

The screenshot shows a registration form with the following fields and labels:

- Select Religion** (dropdown menu)
- * Name of the Community (வகுப்பு):** (dropdown menu)
- * Name of the Caste (உட்பிரிவின் பெயர்):** (dropdown menu)
- Aadhar Number (optional) (ஆதார் எண்):** (text input field)
- * Alternate mobile number (மாற்று மொபைல் எண்):** (text input field)
- * State (மாநிலம்):** (dropdown menu, currently showing 'Tamil nadu')
- * District (மாவட்டம்):** (dropdown menu)
- * Taluk (வட்டம்):** (dropdown menu, currently showing 'Select Taluk')
- * Communication address pincode (அஞ்சலக குறியீட்டு எண்):** (text input field)
- * Native District (சொந்த மாவட்டம்):** (dropdown menu)

A blue button labeled "Save & Continue" is located at the bottom right of the form.

It is essential to accurately enter the following details:

- Name,
- Name of the Parent/Guardian
- Communication Address
- Permanent Address
- State
- District
- Taluk
- Communication Address Pin Code
- Native District
- Civic status of Native Place
- Date of Birth, Gender
- Mother Tongue
- Nationality
- Religion
- Name of the Community
- Name of the Sub-Caste
- Aadhar Number (optional)

Ensure that all details are entered correctly and without errors.

After completing these details, click on the "Save & Continue" button. Your application is now in the initial stage of submission.

2. Special Reservation Information.

If you wish to apply under special reservation categories, please select the appropriate options:

Eminent Sports Person: Are you applying under the quota for eminent sports persons? (National, District, State, Divisional, International): Yes / No

Ex-Servicemen: Are you an ex-serviceman (Only Army, Navy, or Air Force services are eligible)? Yes / No

Differently Abled Person: Do you have a disability in any of the following categories? : Yes / No

1. Blindness
2. Low-vision
3. Leprosy Cured persons
4. Hearing Impairment (deaf and hard of hearing)
5. Locomotor Disability
6. Acid Attack Victim
7. Dwarfism
8. Intellectual Disability
9. Mental Illness
10. Autism Spectrum Disorder
11. Cerebral Palsy
12. Muscular Dystrophy
13. Chronic Neurological Conditions
14. Specific Learning Disabilities
15. Multiple Sclerosis
16. Speech and Language disability
17. Thalassemia
18. Hemophilia
19. Sickle Cell Disease
20. Multiple Disabilities including deaf blindness
21. Parkinsons's disease

NCC (C) Certificate Holder: Do you hold an NCC (C) Certificate? Yes / No

Children/Widows of Eligible Personnel of Security Forces: Select the appropriate category if you fall under any of the following:

- Widows/wards of Defense personnel killed in action
- Wards of serving personnel and ex-servicemen disabled in action
- Widows/Wards of Defense personnel who died in peace time with death attributable to Military service.
- Wards of Defense personnel disabled in peace time with disability attributable to military service
- Wards of Ex-servicemen personnel and serving police forces who are in receipt of Gallantry Awards (Gallantry Awards include : Paramvir Chakra, Ashok Chakra, SarvottamYudhSeva Medal, MahaVir Chakra, Kirti Chakra, UitamYudhseva Medal, Vir Chakra, Shaurya Chakra, Yudhseva Medal Sena, Nausena-Vayusena Medal.)
- President Police Medal for Gallantry' Police medal for Gallantry

Please select the category that applies to you and ensure you have the appropriate certificates for verification.

After completing this information, click on the "Save & Continue" button. You are now in the second stage of the application process.

3. UG Degree Information

The website page for UG Degree Information will now appear on your computer. This page contains the following details: Name of Degree of Study, Branch of Study/Discipline, Name of College, Name of the Affiliating University, UG Registration Number, Month of UG Completion, Year of UG Completion, Whether Final Semester/Year Results Are Published, Exam Pattern, Exam Assessment Method (including selection and evaluation methods), Please ensure that all these details are recorded accurately without any errors.

3. UG Degree Information (பட்டப் படிப்பு பற்றிய தகவல்கள்)

* Degree Of Study (பட்டப் படிப்பின் பெயர்):
Please Select Degree of Study

* Branch Of Study/ Discipline (பாடப் பிரிவு):
Please Select Branch/Discipline
Select Degree of Study before selecting branch

* Name of the College (கல்லூரியின் பெயர்):

* Name of the Affiliating University (பல்கலை கழகத்தின் பெயர்):
Please Select the University

* UG Register Number (UG பதிவு எண்):

* Month of UG Completion (UG நிறைவு செய்த மாதம்):
January

* Year of UG Completion (UG நிறைவு செய்த வருடம்):
2023

* Whether final Semester/Year Results are published?
(இறுதி பருவ / வருட தேர்வு முடிவுகள் வெளியிடப்பட்டுள்ளனவா?)
 Yes No

* Exam Pattern (தேர்வு முறை):
Grade

* Exam Assessment method (மதிப்பீட்டு முறை):
Semester

Back Save & Continue

After completing this information, click the "Save & Continue" button. You are now in the third stage of the application process.

4. UG Degree Marks

The website page for entering your UG Degree Marks Information will now appear on your computer. It is crucial to enter all details accurately and without errors.

If you have selected the following options: If you have selected Examination Mode: Marks, Evaluation Mode: Semester, the following website will appear on your computer. Semester, Part 1 Maximum Marks, Part 1 Marks Obtained, Part 2 Maximum Marks, Part 2 Marks Obtained, Part 3 Maximum Marks, Part 3 Marks Obtained, Part 4 Maximum Marks, Part 4 Marks Obtained, Passed Month, Passed Year and details like number of attempts. Ensure that all these details are recorded correctly and without errors.

4. UG Degree Marks (பட்டப்படிப்பு மதிப்பெண்கள்)					
UG Degree Marks/Grade Table					
Semester (செமஸ்டர்)	Part 1 Max Marks (பகுதி 1 அதிகபட்ச மதிப்பெண்கள்)	Part 1 Obtained Marks (பகுதி 1 பெற்ற மதிப்பெண்கள்)	Part 2 Max Marks (பகுதி 2 அதிகபட்ச மதிப்பெண்கள்)	Part 2 Obtained Marks (பகுதி 2 பெற்ற மதிப்பெண்கள்)	
Semester 1	<input type="text"/>	<input type="text"/>	<input type="text"/>	<input type="text"/>	
Semester 2	<input type="text"/>	<input type="text"/>	<input type="text"/>	<input type="text"/>	
Semester 3	<input type="text"/>	<input type="text"/>	<input type="text"/>	<input type="text"/>	
Semester 4	<input type="text"/>	<input type="text"/>	<input type="text"/>	<input type="text"/>	
Semester 5	<input type="text"/>	<input type="text"/>	<input type="text"/>	<input type="text"/>	
Semester 6	<input type="text"/>	<input type="text"/>	<input type="text"/>	<input type="text"/>	

Part 3 Max Marks (பகுதி 3 அதிகபட்ச மதிப்பெண்கள்)	Part 3 Obtained Marks (பகுதி 3 பெற்ற மதிப்பெண்கள்)	Part 4 Max Marks (பகுதி 4 அதிகபட்ச மதிப்பெண்கள்)	Part 4 Obtained Marks (பகுதி 4 பெற்ற மதிப்பெண்கள்)	Month of Pass (தேர்ச்சி பெற
<input type="text"/>	<input type="text"/>	<input type="text"/>	<input type="text"/>	January
<input type="text"/>	<input type="text"/>	<input type="text"/>	<input type="text"/>	January
<input type="text"/>	<input type="text"/>	<input type="text"/>	<input type="text"/>	January
<input type="text"/>	<input type="text"/>	<input type="text"/>	<input type="text"/>	January
<input type="text"/>	<input type="text"/>	<input type="text"/>	<input type="text"/>	January
<input type="text"/>	<input type="text"/>	<input type="text"/>	<input type="text"/>	January

Month of Pass (தேர்ச்சி பெற்ற மாதம்)	Year of Pass (தேர்ச்சி பெற்ற ஆண்டு)	No. of Attempts (முயற்சிகளின் எண்ணிக்கை)
January	2023	1
January	2023	1
January	2023	1
January	2023	1
January	2023	1
January	2023	1

Back

Save & Continue

If you have selected Examination Mode: **Marks**, Evaluation Mode: **Year**, the following website will appear on your computer. Year, Part 1 Maximum Marks, Part 1 Marks Obtained, Part 2 Maximum Marks, Part 2 Marks Obtained, Part 3 Maximum Marks, Part 3 Marks Obtained, Part 4 Maximum Marks, Part 4 Marks Obtained, Passed Month, Passed Year and number of attempts. Ensure that all these details are recorded accurately and without errors.

4. UG Degree Marks (பட்டப்படிப்பு மதிப்பெண்கள்)

UG Degree Marks/Grade Table

Year (ஆண்டு)	Part 1 Max Marks (பகுதி 1 அதிகபட்ச மதிப்பெண்கள்)	Part 1 Obtained Marks (பகுதி 1 பெற்ற மதிப்பெண்கள்)	Part 2 Max Marks (பகுதி 2 அதிகபட்ச மதிப்பெண்கள்)	Part 2 Obtained Marks (பகுதி 2 பெற்ற மதிப்பெண்கள்)
Year 1	<input type="text"/>	<input type="text"/>	<input type="text"/>	<input type="text"/>
Year 2	<input type="text"/>	<input type="text"/>	<input type="text"/>	<input type="text"/>
Year 3	<input type="text"/>	<input type="text"/>	<input type="text"/>	<input type="text"/>

4. UG Degree Marks (பட்டப்படிப்பு மதிப்பெண்கள்)

UG Degree Marks/Grade Table

Part 3 Max Marks (பகுதி 3 அதிகபட்ச மதிப்பெண்கள்)	Part 3 Obtained Marks (பகுதி 3 பெற்ற மதிப்பெண்கள்)	Part 4 Max Marks (பகுதி 4 அதிகபட்ச மதிப்பெண்கள்)	Part 4 Obtained Marks (பகுதி 4 பெற்ற மதிப்பெண்கள்)	Month of Pass (தேர்ச்சி பெற்ற மாதம்)
<input type="text"/>	<input type="text"/>	<input type="text"/>	<input type="text"/>	January
<input type="text"/>	<input type="text"/>	<input type="text"/>	<input type="text"/>	January
<input type="text"/>	<input type="text"/>	<input type="text"/>	<input type="text"/>	January

Month of Pass (தேர்ச்சி பெற்ற மாதம்)	Year of Pass (தேர்ச்சி பெற்ற ஆண்டு)	No. of Attempts (முயற்சிகளின் எண்ணிக்கை)
January	2023	1
January	2023	1
January	2023	1

Back

Save & Continue

If you have selected Examination Mode: **Grade**, Evaluation Mode: **Semester**, the following website will appear on your computer. Semester, Max CGPA, Obtained CGPA, Passed Month, Passed Year and number of attempts. Ensure that all these details are recorded accurately and without errors.

4. UG Degree Marks (பட்டப்படிப்பு மதிப்பெண்கள்)

UG Degree Marks/Grade Table

Semester (செமஸ்டர்)	Max CGPA (அதிகபட்ச CGPA)	Obtained CGPA (பெற்ற CGPA)	Month of Pass (தேர்ச்சி பெற்ற மாதம்)	Year of Pass (தேர்ச்சி பெற்ற ஆண்டு)	No. of Attempts (முயற்சிகளின் எண்ணிக்கை)
Semester 1	10	7	January	2023	1
Semester 2	10	7	January	2023	1
Semester 3	10	7	January	2023	1
Semester 4	10	7	January	2023	1
Semester 5	10	7	January	2023	1
Semester 6	10	7	January	2023	1

Back

Save & Continue

If you have selected Examination Mode: **Grade**, Evaluation Mode: **Year**, the following website will appear on your computer. Semester, Max CGPA, Obtained CGPA, Passed Month, Passed Year and number of attempts. Ensure that all these details are recorded accurately and without errors.

4. UG Degree Marks (பட்டப்படிப்பு மதிப்பெண்கள்)

UG Degree Marks/Grade Table

Year (ஆண்டு)	Max CGPA (அதிகபட்ச CGPA)	Obtained CGPA (பெற்ற CGPA)	Month of Pass (தேர்ச்சி பெற்ற மாதம்)	Year of Pass (தேர்ச்சி பெற்ற ஆண்டு)	No. of Attempts (முயற்சிகளின் எண்ணிக்கை)
Year 1			January	2023	1
Year 2			January	2023	1
Year 3			January	2023	1

Back

Save & Continue

After completing this information, click the "Save & Continue" button. You are now in the fourth stage of the application process.

5. Choice filling

Before proceeding with your choice selection, please review the following important points:

- **Select Courses:** Choose the courses from the list of colleges you wish to apply for.
- **No Limit on Selections:** There is no limit to the number of colleges and number of eligible courses you can choose; The application fee is Rs. 58, and the registration fee is Rs. 2. There is no application fee, and the registration fee is Rs. 2 for SC/SCA/ST categories.
- **Reorder Choices:** You can rearrange your selected choices according to your preference using the reorder list. Ensure that your preferences are in the correct order, as this will influence seat allotment.
- **Filtering Courses:** You can filter the list of courses by College Name, College Code, Branch, or District.
- **Auto-Save Feature:** Each selection and reorder is automatically saved; no additional save action is required.
- Please follow these guidelines to ensure that your course selections are processed accurately.

Application Number: 800004

Please go through our instruction before making the choice selection, there are few points you must understand before proceed, details are below.

1. Select the courses from the colleges list you wish to opt for
2. No limit on number of colleges and courses you can select, the application and registration fee for SC/SCA/ST candidates is Rs.2/- and for others it is Rs.60/-.
3. Selected choices can be rearranged according to your preference from reorder list, please make sure your preference of choices are in the order as you need, this order is important while we allot the seat.
4. Courses list can be filtered by College name, College code, Branch or by District
5. Each selection of course and reorder is auto saved, no explicit save required.
6. Applicants are requested to verify the eligibility from the respective College/University website before selecting a course. Applications without essential eligibility will be rejected by the respective College.

நீங்கள் உங்கள் கல்லூரி மற்றும் பாடப்பிரிவினை தேர்ந்தெடுப்பதற்கு முன், கீழ்க்காணும் வழிமுறைகளைப் படிக்கவும், தொடர்வதற்கு முன் நீங்கள் புரிந்து கொள்ள வேண்டிய விவரங்கள் கீழே உள்ளன.

1. நீங்கள் தேர்வுசெய்ய விரும்பும் கல்லூரிகளின் பட்டியலிலிருந்து பாடப்பிரிவினை தேர்ந்தெடுக்கவும்
2. நீங்கள் தேர்ந்தெடுக்கும் கல்லூரிகள் மற்றும் படிப்புகளின் எண்ணிக்கையில் வரம்பு இல்லை, SC/SCA/ST விண்ணப்பதாரர்களுக்கு விண்ணப்பம் மற்றும் பதிவுக் கட்டணம் ரூ.2/- மற்றும் மற்றவர்களுக்கு ரூ.60/-.
3. தேர்ந்தெடுக்கப்பட்ட தேர்வுகள் மறுவரிசைப்படுத்தல் பட்டியலில் இருந்து உங்கள் விரும்பப்படி மறுசீரமைக்கப்படலாம், உங்கள் விரும்பத்தேர்வுகள் உங்களுக்குத் தேவையான வரிசையில் உள்ளதா என்பதை உறுதிப்படுத்திக் கொள்ளுங்கள்.
4. படிப்புகள் பட்டியலை கல்லூரி பெயர், கல்லூரி குறியீடு, பாடப்பிரிவு அல்லது மாவட்டம் வாரியாக தேர்ந்தெடுக்கலாம்
5. பாடத்திட்டத்தின் ஒவ்வொரு தேர்வும், மறுவரிசைப்படுத்தலும் தானாகவே சேமிக்கப்படும், வெளிப்படையான சேமிப்பு தேவையில்லை.
6. விண்ணப்பதாரர்கள் ஒரு படிப்பைத் தேர்ந்தெடுப்பதற்கு முன், அந்தந்த கல்லூரி/பல்கலைக்கழக இணையதளத்தில் இருந்து தகுதியைச் சரிபார்க்குமாறு கேட்டுக் கொள்ளப்படுகிறார்கள். அத்தியாவசிய தகுதி இல்லாத விண்ணப்பங்கள் அந்தந்த கல்லூரியால் நிராகரிக்கப்படும்.

Filter Colleges Clear All Filter

District:
Select District

Branch Name:
Select Branch Name

College Name:
Select College Name

College Code:
Select College Code

Category:
Select Category

Select a course - Academic ? Changes are auto saved. Reorder my choices

Select	Choice order	College Code	College Name	Course Code	Branch Name
<input type="checkbox"/>		1011001	Presidency College (Autonomous) Chennai - 600005	PAP01	M.A. Political Science
<input type="checkbox"/>		1011001	Presidency College (Autonomous) Chennai - 600005	PASA1	M.A. Sanskrit Literature
<input type="checkbox"/>		1011001	Presidency College (Autonomous) Chennai - 600005	PSMA1	M.Sc. Mathematics
<input type="checkbox"/>		1011001	Presidency College (Autonomous) Chennai - 600005	PSST1	M.Sc. Statistics
<input type="checkbox"/>		1011001	Presidency College (Autonomous) Chennai - 600005	PSPH1	M.Sc. Physics
<input type="checkbox"/>		1011001	Presidency College (Autonomous) Chennai - 600005	PSCH1	M.Sc. Chemistry
<input type="checkbox"/>		1011001	Presidency College (Autonomous) Chennai - 600005	PSPB1	M.Sc. Plant Biology & Plant Bio-Technology
<input type="checkbox"/>		1011001	Presidency College (Autonomous) Chennai - 600005	PSZO1	M.Sc. Zoology
<input type="checkbox"/>		1011001	Presidency College (Autonomous) Chennai - 600005	PSGL1	M.Sc. Geology
<input type="checkbox"/>		1011001	Presidency College (Autonomous) Chennai - 600005	PSPY1	M.Sc. Psychology
<input type="checkbox"/>		1011001	Presidency College (Autonomous) Chennai - 600005	PSGE1	M.Sc. Geography
<input type="checkbox"/>		1011001	Presidency College (Autonomous) Chennai - 600005	PCCO1	M.Com. Commerce
<input type="checkbox"/>		1011001	Presidency College (Autonomous) Chennai - 600005	PAM51	M.S.W. Social Work
<input type="checkbox"/>		1011001	Presidency College (Autonomous) Chennai - 600005	PAEC1	M.A. Economics
<input type="checkbox"/>		1011001	Presidency College (Autonomous) Chennai - 600005	PCH11	M.COM.(Hearing Impaired)
<input type="checkbox"/>		1011001	Presidency College (Autonomous) Chennai - 600005	PAPA1	M.A. Public Administration
<input type="checkbox"/>		1011001	Presidency College (Autonomous) Chennai - 600005	PSMB1	M.Sc. Applied Micro Biology
<input type="checkbox"/>		1011001	Presidency College (Autonomous) Chennai - 600005	PAEN1	M.A. English Literature

- To rearrange your selected choices, click on "Reorder My Choices." You can then reorder them according to your preference.

Select a course - Academic ? Changes are auto saved. Reorder my choices

Select	Choice order	College Code	College Name	Course Code	Branch Name
<input checked="" type="checkbox"/>	1	1021001	Government Arts College (Autonomous), Coimbatore - 641018	PSCS1	M.Sc. Computer
<input checked="" type="checkbox"/>	2	1021013	Government Arts and Science College, Valparai - 642127	PSCS1	M.Sc. Computer

< 1 >

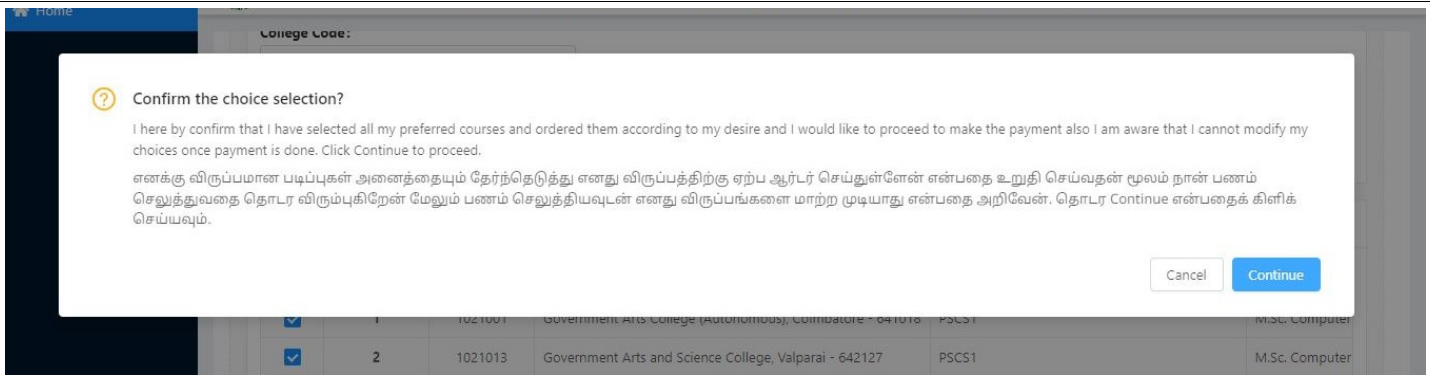
Reorder my choices

Back Save & Continue

After selecting and rearranging your choices, click the "Save & Continue" button.

A confirmation notification will appear on your screen stating: "I hereby confirm that I have selected all my preferred courses and ordered them according to my preference. I would like to proceed with making the payment. I am aware that I cannot modify my choices once the payment is completed."

Click "Continue" to proceed with the payment.



Currently, the application has completed the fifth stage of registration.

6. Preview

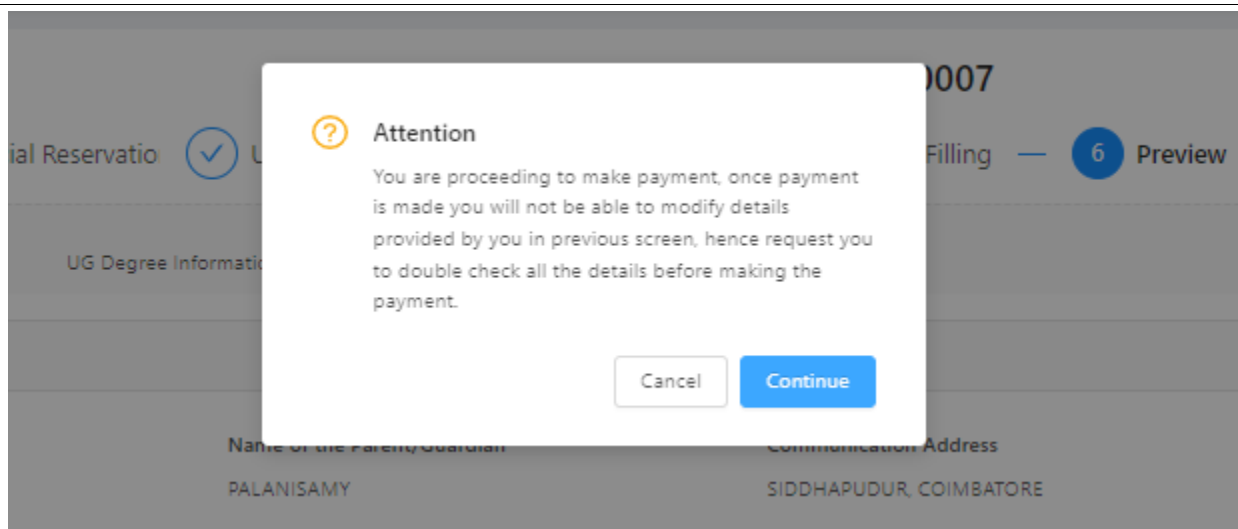
After reviewing the information on the webpage, ensure that all the details—such as Personal Information, Special Reservation, UG Degree Information, UG Degree Marks, and Choice Selection—are correct. Once you have verified that all details are accurate, click the "Save & Continue" button.

Personal Info —
 Special Reservatio —
 UG Degree Inform —
 UG Degree Marks —
 Choice Filling —
 6 Preview —
 7 Payment Details —
 8 Generate Report

Personal Info
Special Reservation
UG Degree Information
UG Degree Marks
Choice Selection

1. Personal Information

Name	Name of the Parent/Guardian	Communication Address	Permanent Address
SUKUMAR P	PALANISAMY	SIDDHAPUDUR, COIMBATORE	SIDDHAPUDUR, COIMBATORE
Alternate mobile number	State	District	Taluk
7010303993	Tamil nadu	Coimbatore	Coimbatore(North)
Communication address pincode	Native District	Civic status of Native Place	Date of Birth (DD-MM-YYYY)
641044	Coimbatore	Municipality	19-03-1999
Gender	Mother Tongue	Nationality	Religion
Male	Tamil	Indian	Hindu
Name of the Community	Name of the Caste	Aadhar Number (optional)	
SCA	Arunthathiyar	--	



Review Your Information: Before proceeding with the payment, ensure that all details provided on the previous pages are accurate. This includes:

- Personal Information
- Special Reservation
- UG Degree Information
- UG Degree Marks
- Choice Selection

Double-Check Details: Confirm that all the information is correct, as changes cannot be made once the payment is processed.

Proceed to Payment: Once you have verified all details, click the "Continue" button to proceed to the payment section.

Complete the Payment: Follow the instructions to complete the payment process.

Confirmation: You will now have completed the sixth step of the application registration.

By following these steps, you will ensure that your application is accurately submitted and that all information is correctly recorded.

7. Payment

Based on the information provided, you need to pay a registration fee. You can make this payment using a Debit Card, Credit Card, Internet Banking, or UPI (Unified Payments Interface) services like Google Pay or Paytm.

Here's how to proceed:

- **Initiate Payment:** Click on "Pay" to start the payment process.

- **Payment Gateway:** The bank's payment gateway will appear on your screen. Follow the instructions to complete the payment.
- **Confirmation:** After making the payment, you will receive a confirmation message and a transaction ID. You can print this information for your records.
- **Return to Home Page:** Click on "Home Page" to return to the main page.
- You have now completed the seventh stage of the application process.

Application Number: 600007

Personal Info —
 Special Reservatio —
 UG Degree Inform —
 UG Degree Marks —
 Choice Filling —
 Preview —
 7 Payment Details —
 8 Generate Report

Important instructions

1. Select one of the payment gateway to pay online. Once payment is made you will not be able to update any registration details, make sure you double check them.
2. Do not pay more than once, please verify your payment status before making another payment. You can verify the payment status from My Profile -> My Transactions. By mistake if you made multiple payments, refund will not be entertained online, any multiple payment refunds will be processed only offline after counselling is completed.
3. **Once payment is made money will not be refunded.**
4. Select one of the payment gateway to pay from Credit/Debit cards and Net Banking.
5. For each 5 distinct college's selection student have to pay Rs.50 (for SC/SCA/ST student it is Rs.2)

Payment Cart	
	Total Colleges Selected: 3
	Total Distinct Set: 1 X 2
	Total (INR): 2

Payment Gateways

Please select one of the payment gateway

Canara Bank (Paytm)

Indian Overseas Bank

HDFC Bank

After selecting the required information, click the "Continue to Pay" button. The seventh step of the application registration is now complete.

8. Download Application

Once you submit the application, a screen will appear. Click "Download Now" to download a copy of your entire application. You will also receive a confirmation that your application has been successfully submitted.



GOVERNMENT OF TAMIL NADU
DIRECTORATE OF COLLEGIATE EDUCATION
TAMIL NADU GOVT ARTS AND SCIENCE COLLEGES ADMISSION FOR PG COURSES - 2024
Application for Admission to Arts and Science PG Degree Course

Application Number: 800003

Personal Information

Name: Sukumar P	Name of the Parent/Guardian: Palanisamy
Communication Address: 60/82 Dhanalakshmi Nagar, Siddhapudur, Coimbatore-641044	Permanent Address: 60/82 Dhanalakshmi Nagar, Siddhapudur, Coimbatore-641044
Alternate mobile number: 9600952245	State: Tamil nadu
District: Coimbatore	Taluk: Coimbatore(North)
Communication address pincode: 641021	Native District: Coimbatore
Civic status of Native Place: Corporation	Date of Birth (DD-MM-YYYY): 21-07-1901
Gender: Male	Mother Tongue: Tamil
Nationality: Indian	Religion: Hindu
Name of the Community: SCA	Name of the Caste: Arunthathiyar
Aadhar Number (optional): --	

Special Reservation Information

Whether you are a candidate under quota for Eminent Sports person?: No	Level of Participation: --
Ex-Servicemen (Only Army/Navy/Air force services are Eligible): No	Differently Abled Person: No
Differently Abled Type: --	NCC (C) Certificate Holder: No
Select Children/Widows of eligible Personnel of Security Forces Category: None of the Above	

UG Degree Information

Degree Of Study: B.Sc	Branch Of Study/ Discipline: Computer Science
Name of the College: GAC-CBE	Name of the Affiliating University: Bharathiar University, Maruthamalai Main Road, Coimbatore-641 046, Tamil Nadu. (State University).
UG Register Number: 08U28	Month of UG Completion: January
Year of UG Completion: 2024	Whether final Semester/Year Results are published?: Yes
Exam Pattern: Marks	Exam Assessment method: Semester

UG Degree Marks

Semester	Part 1 Max Marks	Part 1 Obtained Marks	Part 2 Max Marks	Part 2 Obtained Marks	Part 3 Max Marks	Part 3 Obtained Marks	Part 4 Max Marks	Part 4 Obtained Marks	Month of Pass	Year of Pass	No. of Attempts
Semester 1	100	100	100	100	300	300	--	--	January	2024	1
Semester 2	100	100	100	100	300	300	--	--	January	2024	1
Semester 3	100	100	100	100	300	300	--	--	January	2024	1
Semester 4	100	100	100	100	300	300	--	--	January	2024	1
Semester 5	--	--	--	--	300	300	--	--	January	2024	1
Semester 6	--	--	--	--	300	300	--	--	January	2024	1



GOVERNMENT OF TAMIL NADU
DIRECTORATE OF COLLEGIATE EDUCATION
TAMIL NADU GOVT ARTS AND SCIENCE COLLEGES ADMISSION FOR PG COURSES - 2024
Application for Admission to Arts and Science PG Degree Course

Application Number: 800003

Affix recent Passport
size Photo

DECLARATION BY THE APPLICANT

I, **SUKUMAR P** (Son / Daughter) of **PALANISAMY** hereby solemnly declare that the information furnished and the statements given in the application and the enclosures are true, correct and complete. I further declare that should it be found otherwise, I will be liable to forfeit my seat and / or removal from the rolls of the Institution at whatever stage of study I may be, besides making me liable for criminal prosecution. I am fully aware that as per the directions of the Hon'ble Supreme Court of India and Tamil Nadu Prohibition of Ragging Act 1997, Ragging is an offence, as is banned in the Institutions and anyone indulging in ragging is liable to be punished such as expulsion from the Institutions and / or rigorous imprisonment up to 3 years, and / or fine up to Rs.25,000/-

Place:

Date:

(Signature of the Applicant)

DECLARATION BY THE PARENT/ GUARDIAN

I, **PALANISAMY** (Parent / Guardian) of **SUKUMAR P** hereby solemnly declare that I am fully aware of the declaration made by the applicant, and I declare and bind myself on the same terms contained in the above declaration. The statements and the information given are true, correct and complete. If it is found otherwise, the applicant is liable to forfeit the seat and / or removal from the rolls of the Institution at whatever may be the stage of study, besides making me liable for criminal prosecution I am fully aware that as per the directions of the Hon'ble Supreme Court of India and Tamil Nadu Prohibition of Ragging Act 1997, Ragging is an offence, as is banned in the Institutions and anyone indulging in ragging is liable to be punished such as expulsion from the Institution and / or rigorous imprisonment up to 3 years, and / or fine up to RS. 25,000/-

Place:

Date:

(Signature of Parent / Guardian)

Note: Guardian can execute the above declaration, only if both the parents are not alive.



GOVERNMENT OF TAMIL NADU
DIRECTORATE OF COLLEGIATE EDUCATION
TAMIL NADU GOVT ARTS AND SCIENCE COLLEGES ADMISSION FOR PG COURSES - 2024
Application for Admission to Arts and Science PG Degree Course

Application Number: 800003

The following original certificates have to be produced at the time of certificate verification.

1. Transfer certificate
2. 10th Mark Sheet
3. 12th Mark Sheet
4. 12th Mark Sheet
5. UG Degree Certificate
6. UG Degree Consolidated Mark Sheet
7. Permanent Community Certificate Card for SCA (Permanent card / Electronic form / Digitally Signed E-Certificate)
8. Income Certificate of the Parent
9. Special Reservation Form for Sports and relevant certificates
10. Special Reservation Form for Ex-Serviceman and relevant certificates
11. Special Reservation Form for Blindness & Low Vision and relevant certificates
12. Special Reservation Form for NCC-'C' Certificate holders and relevant Certificates

Printout of the application, Signed declaration and photocopies of all the above mentioned certificates need to be submitted at the time of Admission



GOVERNMENT OF TAMIL NADU
DIRECTORATE OF COLLEGIATE EDUCATION
TAMIL NADU GOVT ARTS AND SCIENCE COLLEGES ADMISSION FOR PG COURSES - 2024
Application for Admission to Arts and Science PG Degree Course

Application Number: 800003

Choices Selected

District	Course Id	Course Name	College Name	College Code	Preference Order
Coimbatore	PSCS1	M.Sc. Computer Science	Government Arts College (Autonomous), Coimbatore - 641018	1021001	1