

## **TAMILNADU ENGINEERING ADMISSIONS 2026 PROCEDURE FOR REGISTRATION**

The entire process of Tamil Nadu Engineering Admissions 2026 (TNEA-2026) is completely done through online. Registration, Application Filling, Payments, Certificate & Document uploading, Certificate verification, Choice filling, Allotment and Confirmation are all done through online.

Candidates are required to read the instructions given here completely so that they will find it easy to complete the admission process successfully.

The entire Counseling procedure consists of various steps as given below:

1. Filling of application and certificate uploading
2. Random number Generation (by TNEA Authority)
3. Certificates verification through online.
4. Rank Publication (by TNEA Authority)
5. Exercising the choices of institutions and branches
6. Publication of tentative allotment on a notified date (by TNEA Authority)
7. Confirmation of allotment option (by Candidate)
8. Reporting to College/TFC depending upon their Allotment option
9. Payment of fees based on the allotment option

The candidates have to follow the various steps carefully and complete it within the stipulated dates.

The information that are required to be filled in the process of Registration is given in the “Data Sheet” available in the TNEA website. It can be downloaded and filled for easy completion of online registration process. For those who require TFC facilities for Registration, this Registration Data sheet will also be made available at TFC.

### **Filling of Application**

You can visit TNEA website by entering [www.tneaonline.org](http://www.tneaonline.org) and click on “Click here for B.E/ B.Tech Registration”.



Tamil Nadu Engineering Admissions 2026 (TNEA 2026) is a complete online process that includes registration, fee payment, choice filling, allotment, and confirmation. Please read every instruction on this portal in full so that counselling and admission can be completed successfully. Before you begin online registration, download the official instructions and read them carefully.

தமிழ்நாடு பொறியியல் சேர்க்கை 2026 (TNEA 2026) என்பது பதிவு செய்தல், பணம் செலுத்த்தல், தேர்வு நிரப்ப்தல், ஒதுக்கீடு மற்றும் உறுதிப்படுத்துதல் ஆகியவற்றை உள்ளடக்கிய முழுமையான ஆன்லைன் செயல்முறையாகும். விண்ணப்பதாரர்கள் தங்கள் கலந்தாய்வு மற்றும் சேர்க்கையை வெற்றிகரமாக முடிப்பதற்கு இங்கு கொடுக்கப்பட்டுள்ள வழிமுறைகளை குழுமையாக படிக்குமாறு கேட்டுக் கொள்ளப்படுகிறார்கள். ஆன்லைன் பதிவைத் தொடங்கும் முன் வழிமுறைகளைப் பதிவிறக்கம் செய்து கவனமாகப் படிக்கவும்.

TFCs will never ask students to share their username and password. Please beware of fraudulent calls. (TFCகள் ஒருபோதும் மாணவர்களின் பயன்பெயர் மற்றும் கடவுச்சொல்லைப் பரிசுமறு கேட்காது. இதுபோன்ற அழைப்புகள் குறித்து மாணவர்கள் எச்சரிக்கையாக இருக்குமாறு கேட்டுக்கொள்கிறோம்.)

[Click here for B.E/B.Tech Registration](#)

[Click here for B.Arch Registration](#)

### Your online counselling journey

Follow these steps on this portal — from registration to your application PDF. Read each stage calmly and keep your documents ready.

#### உங்கள் ஆன்லைன் கலந்தாய்வு பயணம்

இந்த இணையதளத்தில் பதிவு முதல் விண்ணப்ப PDF வரை இந்த பக்களைப் பின்பற்றவும். ஒவ்வொரு கட்டத்தையும் அமைதியாகப் படித்து, சான்றிதழ்களைத் தயார் வைத்துக்கொள்ளவும்.

- User registration**  
பயனர் பதிவு  
Create your account with accurate personal details. Verify email and mobile using the OTP sent to you. சரியான தனிப்பட்ட விவரங்களுடன் கணக்கை உருவாக்கவும். அனுப்பப்படும் OTP மூலம் மின்னஞ்சல் மற்றும் கைபேசியை உறுதிப்படுத்தவும்.
- Login**  
உள்நுழைவு  
Sign in securely with your credentials. Use only this official portal and never share your password. உங்கள் அடங்கா விவரங்களுடன் பாதுகாப்பாக உள்நுழையவும். அதிகாரப்பூர்வ இணையதளத்தை மட்டும் பயன்படுத்தி கடவுச்சொல்லைப் பகிர் வேண்டாம்.
- Section I — Personal information**  
பிரிவு I — தனிப்பட்ட விவரம்  
Enter Aadhaar, address, parent details, and contact information exactly as in your documents. ஆதார், முகவரி, பெற்றோர் விவரம் மற்றும் தொடர்பு விவரங்களை சான்றிதழ்களில் உள்ளபடி சரியாக உள்ளிடவும்.
- Section II — Special reservation**  
பிரிவு II — சிறப்பு ஒதுக்கீடு  
Declare special categories if applicable and upload or reference the right certificates when asked. பொருத்தமான சிறப்பு வகைகளைக் குறிப்பிடவும்; கேட்கும்போது சரியான சான்றிதழ்களைப் பதிவேற்றவும் அல்லது குறிப்பிடவும்.
- Section III — Scholarship information**  
பிரிவு III — உதவித்தொகை விவரம்  
Provide income and scholarship-related details truthfully to avoid delays at verification. சரியானபடி தரமதம் தவிரிக்க வரலாமாம் மற்றும் உதவித்தொகை தொடர்பான விவரங்களை நேரம்படாக அளிக்கவும்.
- Section IV — School of study**  
பிரிவு IV — பயின்ற பள்ளி விவரம்  
Select board, school, and year of passing to match your mark sheets and hall tickets. பதிப்பெண் சீட்டு மற்றும் ஹால் டிக்கெட்டுடன் ஒத்துப்போக வாரியம், பள்ளி மற்றும் தேர்ச்சி ஆண்டைத் தேர்ந்தெடுக்கவும்.
- Section V — Academic information**  
பிரிவு V — கல்வி (மதிப்பெண்) விவரம்  
Enter marks, register numbers, and qualifying exam details carefully — they drive your merit. பதிப்பெண்கள், பதிவு எண்கள் மற்றும் தகுதித் தேர்வு விவரங்களை கவனமாக உள்ளிடவும் — இவை தரவரிசையைத் தீர்மானிக்கின்றன.
- Preview your application**  
விண்ணப்ப முன்னோட்டம்  
Review every field like an examiner would. Go back and correct mistakes before you continue. ஒவ்வொரு புலத்தையும் சரியானபடி பார்ப்பது போலப் படிக்கவும். தொடர்வதற்கு முன் திரும்பிச் சென்று தவறுகளைத் திருத்தவும்.
- Complete payment**  
கட்டணம் செலுத்த்தல்  
Pay the registration fee through the secure gateway. Save the receipt and do not refresh during payment. பாதுகாப்பான கட்டண வழிமையின் வழி பதிவுக் கட்டணத்தைச் செலுத்தவும். ஏசைத் செய்க்கவும்; கட்டணத்தின் போது பக்கத்தெய்ப்பு முயற்சிக் வேண்டாம்.
- Download application**  
விண்ணப்பத்தைப் பதிவிறக்கம்  
Generate and download your PDF application. Keep copies for counselling, TFC visits, and your records. PDF விண்ணப்பத்தை உருவாக்கிப் பதிவிறக்கவும். கலந்தாய்வு, TFC வருகை மற்றும் உங்கள் பதிவுகளுக்கு நகல்களை வைத்திருக்கவும்.



## Registration

1 Step 1: Your details  
Fill every field slowly  
and press Save

2 Step 2: OTP on next screen  
After saving, enter the  
6-digit code sent to  
mobile & email

### Before you start

Use the same name, date of birth, and register number as on your 10th/HSC records. Email and mobile cannot be changed later — double-check them. If you are unsure, open the TNEA home page and use Quick links → Instructions in Tamil / English (PDF).

உங்கள் 10ம் வகுப்பு / HSC மதிப்பெண் சீட்டில் உள்ளது போலவே பெயர், பிறந்த தேதி, பதிவு எண் ஆகியவற்றை உள்ளிடவும். மின்னஞ்சல் மற்றும் மொபைல் எண் பின்னர் மாற்ற இயலாது — இருமுறை சரிபார்க்கவும். சந்தேகம் இருந்தால் TNEA முகப்புப் பக்கத்தில் Quick links → தமிழ் / ஆங்கில வழிமுறை PDF களைத் திறக்கவும்.

### > Student helper — quick tips (English & Tamil)

\* Name (விண்ணப்பதாரரின் பெயர்):   
As in 10th/HSC mark sheet

\* Mobile (கைபேசி எண்):

\* Email (மின்னஞ்சல் முகவரி):   
Type valid email address , this will be your user name.

\* Confirm Email (மின்னஞ்சல் முகவரியை உறுதிசெய்யவும்):

\* Date of birth (DD-MM-YYYY) (பிறந்த தேதி):   
Date of birth in DD-MM-YYYY format, select from calendar or type

\* Whether +1 Passed (+1 தேர்ச்சி பெற்றிருக்கிறீர்களா?):  Yes  No

\* Qualifying Examination (தகுதித் தேர்வு):   
Ex Higher secondary education

\* Password (கடவுச்சொல்):   
Password minimum 6 characters, password should contains at least one alphabet, special character(@#%^&) and number.

\* Confirm password:

1. Registration - The Registration consists of information to be provided under following heads: Name, Mobile Number, e-mail ID, Date of birth, Whether +1 Passed, Qualifying Examination, Password (self-created) and Confirm Password. After successfully entering the above data click the save and proceed.

Fill up all the details appropriately.

While entering the details keep the following things in mind:

- I. The name should be entered as in your 10<sup>th</sup>/+2<sup>th</sup> mark sheet.
- II. The mobile number entered will be treated as your registered mobile number. The registered mobile number should be the candidate's mobile number or his/her parent's mobile number.
- III. Candidate has to enter his/her e-mail address for "User Id". If the candidate does not have an e-mail address, then an e-mail address has to be created and enter the same for user id. In case, if you do not have an e-mail-id and if you are not in a position to create one immediately, you may use your parent's email.

This e-mail address shall be treated as candidate's login user id and registered e-mail address to which all communications are sent.

- IV. Enter your Date of Birth, +1 pass information and Board of Qualifying Exam
- V. The password should contain minimum 6 characters in which at least one alphabet, one numerical and one special character.
- VI. Details entered here cannot be modified later, hence enter the details correctly before confirming. You have to remember your User Id (e-mail address) and Password, because you have to use these many times during the process of Application Registration, Payment, Choice entry and allotment. (Better, you record it confidentially and safely save it somewhere) Once you complete the above details, click on "SAVE". Now you will get the following Screen.

**GOVERNMENT OF TAMIL NADU**  
**TAMIL NADU ENGINEERING ADMISSIONS - 2026**

You are almost done! please enter the 6 digit OTP sent to your mobile/email to complete the registration. Email might went to Junk/Spam folder, please double check before retry. (நீங்கள் கிட்டத்தட்ட முடிந்தவாறு உள்ளீர்கள்! பதிவை முடிக்க உங்கள் மொபைல்/மின்னஞ்சலுக்கு அனுப்பப்பட்ட 6 இலக்க OTP ஐ உள்ளிடவும். ஸ்பேம்(SPAM Folder) கோப்புறைக்கு மின்னஞ்சல் சென்றிருக்கலாம், மீண்டும் முயற்சிக்கும் முன் இருமுறை சரிபார்க்கவும்.)

**\* Enter one time password (OTP) :**

Enter 6 digit OTP

One time password is required!

Submit

Resend OTP

You will get the OTP in your mobile as well as in your email. Enter the "OTP" at the space provided in the above screen and press the "Submit" button. You may check the "Spam e-mail" if not available in your inbox.



Dear User,

Your TNEA Application successfully submitted. Please use below link to enter OTP and complete the registration.

User Name: [signaths@gmail.com](mailto:signaths@gmail.com)

OTP: 659996

Please follow below link to enter OTP

Register URL: <http://65.2.2.152/user/register-success/?inviteId=34e0afc2-e2ad-4710-9369-47b49115acef>


**Note: Do not reply to this email, if you have query please send email to [tnecare@gmail.com](mailto:tnecare@gmail.com)**

Thanks

TNEA Counselling Team.



**GOVERNMENT OF TAMIL NADU**  
**TAMIL NADU ENGINEERING ADMISSIONS - 2026**

  
**User Login**

[Login](#)

[Register](#)      [Forgot password](#)

Now logon to TNEA web portal by entering login ID /email ID with password. You will get the new screen for entering Personal Information of the Applicants as shown below. Enter all required details correctly and press the “**Save & Continue**” button.



Application Number: 200015

Your application progress

Section 1 of 8

13%

1

Personal

2

Special res.

3

Scholarship

4

School

5

Academic

6

Preview

7

Payment

8

Report

### 1. Personal Information (தனிப்பட்ட தகவல்கள்)

\* Name (விண்ணப்பதாரரின் பெயர்):

SIVAGURUNATHAN GANAPATHI

\* Civic status of Native Place (சொந்த மாவட்டத்தின் குடிமை நிலை):

Select Civic Status of Native Place

\* Aadhar Number (ஆதார் எண்):

\* Gender (பாலினம்):

Select a Gender

\* Date of Birth (DD-MM-YYYY) (பிறந்த தேதி):

14-07-2009

\* Mother Tongue (தாய்மொழி):

Tamil

\* Communication Address (தொடர்பு முகவரி):

\* Nationality (குடியரிமை):

Indian  Srilankan Tamil Refugee  Others

Same as communication address

\* Nativity (பிறப்பிடம்):

Tamil nadu  Others

\* Permanent Address (நிரந்தர முகவரி):

\* Religion (மதம்):

Select Religion

\* Name of the Community (வகுப்பு):

Select community

\* State (மாநிலம்):

Tamil nadu

\* Name of the Caste (உட்பிரிவின் பெயர்):

Select caste

\* District (மாவட்டம்):

\* Community certificate number (சாதிச் சான்றிதழ் எண்):

\* Taluk (வட்டம்):

Select Taluk

\* Name of the Father (தந்தையின் பெயர்):

\* Communication address pincode (அஞ்சலக குறியீட்டு எண்):

\* Name of the Mother (தாயின் பெயர்):

\* Native District (சொந்த மாவட்டம்):

Parent / spouse / Guardian Mobile Number

(பெற்றோர் / துணைவர் / பாதுகாவலர் அலைபேசி எண்)

+91 10-digit mobile number

Save & Continue

If the candidate has selected Nativity as “Others”, then they should select one of the eligibility criteria which is shown below to complete the process.

**\* Eligibility:**

From 8th to 12th studied in Tamilnadu

From 8th to 12th studied in Tamilnadu

My parent is Central/State Government/ Public sector Employee for past five years in Tamilnadu

My parent is serving as All India Tamilnadu cadre officer

**\* Name of the Community:**

OC

**\* Name of the Caste:**

Others

Then Special Reservation Details should be filled and press “Save & Continue”.

**GOVERNMENT OF TAMIL NADU**  
**TAMIL NADU ENGINEERING ADMISSIONS - 2026**

Application Number: 200015

Attention: Get the certificate dependency on Ex-servicemen Certificate No. III in information brochure

Your application progress: Section 2 of 8, 25%

Personal, Special res., Scholarship, School, Academic, Preview, Payment, Report

**2. Special Reservation Information(சிறப்பு ஒதுக்கீட்டு தகவல்)**

Whether you are a candidate under quota for Eminent Sports person as per annexure-III of Information Brochure?  
(தகவல் சிற்பேட்டின்படி, சிறந்த விளையாட்டு வீரர்களுக்கான ஒதுக்கீட்டின் கீழ் நீங்கள் விண்ணப்பிக்க விரும்புகிறீர்களா?)

Yes  No

\* Ex-Servicemen (Only Army/Navy/ Air force services are Eligible)  
(முன்னாள் படைவீரர்கள் (இராணுவம்/கடற்படை/விமானப்படை மட்டுமே தகுதியுடையவர்கள்))

Yes  No

\* Differently Abled Person (மாற்றுத்திறனாளி?):

Yes  No

\* Differently Abled Type (மாற்றுத்திறனாளி வகை):

Differently Abled Type is required!

UDID (Unique Disability ID Number) (மாற்றுத் திறனாளிகளின் தனித்துவ அடையாள எண்):

Please type Differently Abled UDID

Differently Abled State Id (மாற்றுத் திறனாளிகளின் மாநில அடையாள எண்):



Please type Differently Abled State ID

\* The Extent of (% of Disability) (இயலாமையின் அளவு (%)):

Percentage of Disability

Back Save & Continue

Eligible candidate can enter the required Scholarship information, for tuition fee concession. If the candidate wishes to avail education loan, then he/she can select the corresponding option. After entering all the required details press “Save & Continue” button.

 **GOVERNMENT OF TAMIL NADU**  
TAMIL NADU ENGINEERING ADMISSIONS - 2026 [Logout](#) 

**Application Number: 200015**

Your application progress Section 3 of 8

38%

1 Personal 2 Special res. 3 Scholarship 4 School 5 Academic 6 Preview 7 Payment 8 Report

**3. Scholarship Information(கல்வி உதவித்தொகை பற்றிய தகவல்)**

\* Parent Occupation (பெற்றோரின் தொழில்):

\* Annual Income (ஆண்டு வருமானம்):

\* Are you a First Graduate? (முதல் தலைமுறை பட்டதாரி):  
 Yes  No

\* Post Matric Scholarship (SC/SCA/ST/Converted Christians) (உயர்கல்வி உதவித்தொகை):  
 Yes  No

Annual income should be less than 2.5 Lakhs to avail PMSS Scholarship(PMSS உதவித்தொகை பெற ஆண்டு வருமானம் 2.5 லட்சத்திற்கும் குறைவாக இருக்க வேண்டும்)

\* Are you planning to avail education loan? (கல்விக் கடனைப் பெற திட்டமிட்டுள்ளீர்களா?):  
 Yes  No

In the next stage you can enter complete details about the school(s) in which you studied from VI to XII standard with name of the district, name of the block and name of the school. If studied in Government School from 6<sup>th</sup> to 12<sup>th</sup> standard, then type of government school should be selected. After entering all the required details press “Save & Continue” button.

**GOVERNMENT OF TAMIL NADU**  
**TAMIL NADU ENGINEERING ADMISSIONS - 2026**

Logout

Application Number: 200015

Your application progress Section 4 of 8

50%

Personal Special res. Scholarship **4 School** 5 Academic 6 Preview 7 Payment 8 Report

### 4. School of Study Information(பயின்ற பள்ளி பற்றிய தகவல்கள்)

- Category of School (பள்ளியின் வகை): State Govt
- Civic status of school location (+2) (பள்ளி இருப்பிடத்தின் குடிமை நிலை): Corporation
- Have you studied VIII to XII in Tamil Nadu? (நீங்கள் தமிழ்நாட்டில் VIII முதல் XII வரை படித்தீர்களா?):  Yes  No
- Have you studied from VI to VIII in private school under RTE and IX to XII in Government School? (கல்வி உரிமை சட்டத்தின் கீழ் தனியார் பள்ளியில் VI முதல் VIII வரையிலும், அரசுப் பள்ளியில் IX முதல் XII வரையிலும் படித்தீர்களா?):  Yes  No
- Have you studied VI to XII in Government school? (நீங்கள் அரசுப் பள்ளியில் VI முதல் XII வரை படித்தீர்களா?):  Yes  No

#### School of study

Class (வகுப்பு)	Year of Passing (தேர்ச்சி பெற்ற ஆண்டு)	State (மாநிலம்)	District (மாவட்டம்)	Block (மண்டலம்)	Name of the school (பள்ளியின் பெயர்)	Medium of Instruction (பயிற்றுவிக்கும் மொழி)	School type (பள்ளி வகை)
VI Std.	2020	Tamil nadu	Coimbatore	Karamadai	GHS ILLUPPAPALAYAM	English	GOVERNME...
VII Std.	2021	Tamil nadu	Coimbatore	Karamadai	GHS ILLUPPAPALAYAM	English	GOVERNME...
VIII Std.	2022	Tamil nadu	Coimbatore	Karamadai	GHS ILLUPPAPALAYAM	English	GOVERNME...
IX Std.	2023	Tamil nadu	Coimbatore	Karamadai	GHS ILLUPPAPALAYAM	English	GOVERNME...
X Std.	2024	Tamil nadu	Coimbatore	Karamadai	GHS ILLUPPAPALAYAM	English	GOVERNME...
XI Std.	2025	Tamil nadu	Coimbatore	Karamadai	GHS ILLUPPAPALAYAM	English	GOVERNME...
XII Std.	2026	Tamil nadu	Coimbatore	Karamadai	GHS ILLUPPAPALAYAM	English	GOVERNME...

Back Save & Continue

The complete details about the Academic information need to be entered. After entering all the required details press "Save & Continue" button.

**GOVERNMENT OF TAMIL NADU**  
**TAMIL NADU ENGINEERING ADMISSIONS - 2026**

Logout

Application Number: 200015

Your application progress Section 5 of 8

63%

Personal Special res. Scholarship School **5 Academic** 6 Preview 7 Payment 8 Report

### 5. Academic Information(கல்விசார் தகவல்கள்)

- Qualifying Examination (தகுதித் தேர்வு): TN-HSC
- Name of the Board of Examination (தேர்வு வாரியம்): Tamil nadu Board of Higher Secondary Education



Permanent register number (நிரந்தரப் பதிவு எண்):

(Enter as given in the HSC mark sheet)

\* HSC Roll number (வரிசை எண்):

(Enter as given in the HSC mark sheet)

\* Qualified Year (தேர்ச்சி பெற்ற ஆண்டு):

\* HSC Group (பாடப் பிரிவு):

HSC Academic  HSC Vocational

\* Group Code (பாடப் பிரிவு குறியீடு):

\* Medium of Instruction (பயிற்று மொழி):

\* HSC maximum (total) marks (HSC அதிகபட்ச (மொத்தம்) மதிப்பெண்கள்):

\* HSC obtained marks (HSC பெற்ற மதிப்பெண்கள்):

\* Have you applied for NEET ? (NEET தேர்வுக்கு விண்ணப்பித்திருக்கிறீர்களா?):

Yes  No

\* Have you applied for JEE ? (JEE தேர்வுக்கு விண்ணப்பித்திருக்கிறீர்களா?):

Yes  No

\* Have you applied for Indian Maritime University Common Entrance Test (IMU CET)?

(IMU CET தேர்வுக்கு விண்ணப்பித்திருக்கிறீர்களா?)

Yes  No

\* Educational Management Information System (EMIS) Number (கல்வி மேலாண்மை தகவல் மைய எண்):

If there is no EMIS ID, Specify reason (EMIS ஐடி இல்லையென்றால், காரணத்தைக் குறிப்பிடவும்):

Nativity certificate number (if applicable) (பிறப்பிட சான்றிதழ் எண்(தேவைப்படின்):

Back

Save & Continue

Students completing the +2 HSC Examinations (Tamil Nadu State Board Students) in the academic year 2024-2026 need not enter their mark details.


Again, depending on your academic qualification and year of completing +2, the screen will open with details to enter marks for HSC (Academic or Vocational) or its equivalent subjects. Let us assume, you are entering your qualification as HSC – Academic, and Qualified year then screen will open as follows:

**Marks obtained in HSC (Academic / Equivalent ) Examination**


Subjects (பட்டங்கள்)	Permanent Register Number/Roll Number (நிரந்தரப் பதிவு எண்/வரிசை எண்)	Month (மாதம்)	Year (ஆண்டு)	Maximum Mark (மொத்த மதிப்பெண்கள்)	Obtained Mark (பெற்ற மதிப்பெண்கள்)
Physics	<input type="text"/>	March <input type="checkbox"/>	2026 <input type="checkbox"/>	100 <input type="checkbox"/>	<input type="text"/>
Chemistry	<input type="text"/>	March <input type="checkbox"/>	2026 <input type="checkbox"/>	100 <input type="checkbox"/>	<input type="text"/>
Mathematics	<input type="text"/>	March <input type="checkbox"/>	2026 <input type="checkbox"/>	100 <input type="checkbox"/>	<input type="text"/>
Optional	<input type="text"/>	March <input type="checkbox"/>	2026 <input type="checkbox"/>	100 <input type="checkbox"/>	<input type="text"/>

[Back](#) [Save & Continue](#)

Now press the “**Save & Continue**” button to save the information. It shows the preview of the application information in various tabs. Carefully verify the details that are shown and the candidate could modify if any changes are required by pressing “**Back**” button.



**GOVERNMENT OF TAMIL NADU**  
**TAMIL NADU ENGINEERING ADMISSIONS - 2026**

[Logout](#) 

**Application Number: 200015**

Your application progress Section 6 of 8

75%

Personal

Special res.

Scholarship

School

Academic

**6 Preview**

7 Payment

8 Report

Personal Info

Special Reservation

Scholarship Info

School of Study

Academic Info

**1. Personal Information**

Name	Aadhar Number	Date of Birth (DD-MM-YYYY)	Communication Address
SIVAGURUNATHAN GANAPATHI	123456789012	14-07-2009	12, kaveri nagar, jalakandaouram Palani
Permanent Address	State	District	Taluk
12, kaveri nagar, jalakandaouram Palani	Tamil nadu	Dindigul	Palani
Communication address pincode	Native District	Civic status of Native Place	Gender
600334	Coimbatore	Corporation	Male
Mother Tongue	Nationality	Nativity	Religion
Tamil	Indian	Tamil nadu	Hindu
Name of the Community	Name of the Caste	Community certificate number	Name of the Father
SCA	Arunthathiyar	34129064	subramani
Name of the Mother	Parent / spouse / Guardian Mobile Number		
Thaai	9894122331		

[Back](#) [Continue to Pay](#)

11

Next it shows the payment page for registration fee. Once the payment is made, the candidate cannot modify their information.

You will get the payment gateway page as shown below:

**GOVERNMENT OF TAMIL NADU**  
**TAMIL NADU ENGINEERING ADMISSIONS - 2026**

Application Number: 200015

Your application progress Section 7 of 8

88%

Personal Special res. Scholarship School Academic Preview **7 Payment** 8 Report

**Important instructions**

1. Select one of the payment gateway to pay online. Once payment is made you will not be able to update any registration details, make sure you check them.
2. Do not pay more than once, please verify your payment status before making another payment. You can verify the payment status from My Profile -> My Transactions. By mistake if you made multiple payments, refund will not be entertained online, any multiple payment refunds will be processed only offline after counselling is completed.
3. **Once payment is made money will not be refunded.**
4. Select one of the payment gateway to pay from Credit/Debit cards and Net Banking.

**Payment Cart**

Registration Fee: 250  
Total (INR): 250

**Payment Gateways**

Please select one of the payment gateway

Canara Bank Indian Bank Indian Overseas Bank  
HDFC Bank

Back Pay

Follow the usual procedure for online payment transaction to pay the required registration fee. After successful payment you will get a receipt. **If the payment fails, the system will not allow you for TWENTY minutes to initiate the payment again.**

**The candidate's payment transactions history are made available in the user's personal profile settings as shown below**

My profile

Reload


My Transactions

**i** Sometimes payment might take upto 20 minutes to reflect in our system, kindly request you to be patience. If money is deducted from your account but transaction status is still in progress, refresh payment status after 20 minutes by clicking on refresh button from action column, even after retry if status shows in progress please wait for a day and retry the status again, as in progress indicates that we haven't received payment status from payment gateway. If payment status shows fails then make next payment. Please contact us at [tneacare@gmail.com](mailto:tneacare@gmail.com) if you see any issues with payment with Application Id, Transaction Id and any other details that can help us to fix your payment.


Transaction Id	Status	Category	Date Time	Action
3d500cc4-dc3f-4027-9793-b8a1e495547f	✓	REGISTER	2026-04-17, 1:56:27 pm	
93c518ef-fe39-4d6c-ae64-c153e5177da1	✗	REGISTER	2026-04-17, 1:41:26 pm	

< 1 >

Payment by Demand Draft (DD) is possible only at the TFC. DD may be taken in favor of **“The Secretary, TNEA”** payable at Chennai.



**GOVERNMENT OF TAMIL NADU**  
TAMIL NADU ENGINEERING ADMISSIONS - 2026

[Logout](#) 

Application Number: 200010

[Upload certificates](#)

Your application progress Section 8 of 8

100%

✓ Personal — 
 ✓ Special res. — 
 ✓ Scholarship — 
 ✓ School — 
 ✓ Academic — 
 ✓ Preview — 
 ✓ Payment — 
 8 Report

[Download Now!](#)

**Please download following Sports certificates**

[Sports Certificate](#)

**Please download following Ex-Service man certificates**

[Ex-Service men Certificate](#)

[Click here to upload certificates](#)

After payment, the filled and submitted application can be downloaded. On clicking “Download Now” on the Screen, you will get a copy of your application as shown below. With this the Registration process will get completed.



**GOVERNMENT OF TAMIL NADU**  
**DIRECTORATE OF TECHNICAL EDUCATION**  
**TAMIL NADU ENGINEERING ADMISSIONS - 2026**  
**Application for Admission to B.E/B.Tech Degree Course**

Application Number: 200010

**Personal Information**

<b>Name:</b> SIVAGURUNATHAN G	<b>Aadhar Number:</b> 125696543309
<b>Date of Birth (DD-MM-YYYY):</b> 14-07-2009	<b>Communication Address:</b> 12, Gandhi Nagar, Puliyampatti
<b>Permanent Address:</b> 12, Gandhi Nagar, Puliyampatti	<b>State:</b> Tamil nadu
<b>District:</b> Coimbatore	<b>Taluk:</b> Pollachi
<b>Communication address pincode:</b> 642016	<b>Native District:</b> Coimbatore
<b>Civic status of Native Place:</b> Corporation	<b>Gender:</b> Male
<b>Mother Tongue:</b> Tamil	<b>Nationality:</b> Indian
<b>Nativity:</b> Tamil nadu	<b>Religion:</b> Hindu
<b>Name of the Community:</b> BC	<b>Name of the Caste:</b> Agamudayar including Thozhu or Thuluva Vellala
<b>Community certificate number:</b> 9654321	<b>Name of the Father:</b> Ganapathi
<b>Name of the Mother:</b> Nagamanickathai	<b>Parent / spouse / Guardian Mobile Number:</b> 8400724331

**Special Reservation Information**

<b>Whether you are a candidate under quota for Eminent Sports person as per annexure-III of Information Brochure?:</b> Yes	<b>Ex-Servicemen (Only Army/Navy/ Air force services are Eligible):</b> Yes
<b>Differently Abled Person:</b> No	<b>Differently Abled Type:</b> --
<b>UDID (Unique Disability ID Number):</b> --	<b>Differently Abled State Id:</b> --
<b>The Extent of (%) of Disability:</b> --	

**Scholarship Information**

<b>Parent Occupation:</b> Self Employed	<b>Annual Income:</b> 200000
<b>Are you a First Graduate?:</b> Yes	<b>First graduate certificate number:</b> --
<b>Post Matric Scholarship (SC/SCA/ST/Converted Christians):</b> No	<b>Income Certificate Number:</b> --
<b>Are you planning to avail education loan?:</b> No	

**School of Study Information**

<b>Category of School:</b> State Govt	<b>Civic status of school location (+2):</b> Corporation
<b>Have you studied VIII to XII in Tamil Nadu?:</b> Yes	<b>Have you studied from VI to VIII in private school under RTE and IX to XII in Government School?:</b> No

Once the Payment is done you will not be able to edit the application and certificate upload option will be enabled automatically. You must upload the scanned copies of all the required certificates and documents within a minimum size of 150Kb and maximum size of 1 MB each. Similarly, for photo and signature the Minimum size is 20Kb and maximum size is 50Kb each. The upload certificates screen is as shown below



Upload certificates

Freeze Upload


**Instructions**

1. All file that are marked with astericks (\*) symbol are mandatory, you must upload them
2. Select a file and upload for each certificate separately, you can also drag and drop the file to the upload button to initiate upload.
3. Each certificate can be uploaded in an image or PDF file format, file size should be from 150KB to 1MB. Supported image formats are JPG,JPEG,JPE & PNG.
4. Passport size photo and Signature of the Applicant should be uploaded only in image format, file size should be from 20KB to 50KB. Supported image formats are JPG,JPEG,JPE & PNG.
5. To replace new version of file, either delete the file using delete icon and upload new one or just upload new one which will replace the existing version.
6. If there are any additional certificates to be produced , please upload them via additional certificate option.
7. Once upload is completed, make sure you freeze the upload inorder to start your certificate verification from our end, but once uploads are frozen, you will not be able to delete or re-upload the certificate again, kindly double check before freeze.
8. Sports candidates need to download Certificate-I, Certificate-II from our website, fill them and upload along with your sports certificates for each academic years, if suppose you got more than one certificate per year to be uploaded, please scan and convert them to single PDF file and upload. Maximum size of the file is 2MB.
9. Certificates that are marked as optional, you can ignore them if you don't have or not applicable.
10. If file upload fails, retry the upload again. If you face any issues in upload please reach out to near by TFC for help or call us on our helpline number or send



• 10th Mark Sheet

Upload



Supported formats are PNG,JPEG,JPG,JPE & PDF, File size 150KB to 1MB

11th Mark Sheet (optional)

Upload

Supported formats are PNG,JPEG,JPG,JPE & PDF, File size 150KB to 1MB

• 12th Mark Sheet/Self attested downloaded Mark sheet

Upload

Supported formats are PNG,JPEG,JPG,JPE & PDF, File size 150KB to 1MB

Transfer Certificate (optional)

Upload

Supported formats are PNG,JPEG,JPG,JPE & PDF, File size 150KB to 1MB



**GOVERNMENT OF TAMIL NADU**  
**TAMIL NADU ENGINEERING ADMISSION - 2026**

Success  
File successfully uploaded.

Supported formats are PNG,JPEG,JPG,JPE & PDF, File size 150KB to 1MB

**Additional certificate (optional)**

Upload

Supported formats are PNG,JPEG,JPG,JPE & PDF, File size 150KB to 1MB

**Additional certificate (optional)**

Upload

Supported formats are PNG,JPEG,JPG,JPE & PDF, File size 150KB to 1MB

**Additional certificate (optional)**

Upload

Supported formats are PNG,JPEG,JPG,JPE & PDF, File size 150KB to 1MB

**Additional certificate (optional)**

Upload

Supported formats are PNG,JPEG,JPG,JPE & PDF, File size 150KB to 1MB

Freeze Upload

Upload all the necessary documents and after you are satisfied that all the certificates and documents are uploaded correctly, press the “Freeze Upload” button. You can neither upload nor remove any certificate or document after pressing the “Freeze Upload” button.