

## TAMILNADU ENGINEERING ADMISSIONS 2025 PROCEDURE FOR REGISTRATION

The entire process of Tamil Nadu Engineering Admissions 2025 (TNEA-2025) is completely done through online. Registration, Application Filling, Payments, Certificate & Document uploading, Certificate verification, Choice filling, Allotment and Confirmation are all done through online.

Candidates are required to read the instructions given here completely so that they will find it easy to complete the admission process successfully.

The entire Counseling procedure consists of various steps as given below:

1. Filling of application and certificate uploading
2. Random number Generation (by TNEA Authority)
3. Certificates verification through online.
4. Rank Publication (by TNEA Authority)
5. Exercising the choices of institutions and branches
6. Publication of tentative allotment on a notified date (by TNEA Authority)
7. Confirmation of allotment option (by Candidate)
8. Reporting to College/TFC depending upon their Allotment option
9. Payment of fees based on the allotment option

The candidates have to follow the various steps carefully and complete it within the stipulated dates.

The information that are required to be filled in the process of Registration is given in the “Data Sheet” available in the TNEA website. It can be downloaded and filled for easy completion of online registration process. For those who require TFC facilities for Registration, this Registration Data sheet will also be made available at TFC.

### Filling of Application

You can visit TNEA website by entering [www.tneasonline.org](http://www.tneasonline.org) and click on “Click here for B.E/ B.Tech Registration”.

**GOVERNMENT OF TAMIL NADU**  
**TAMIL NADU ENGINEERING ADMISSIONS - 2025**

Login

Tamil Nadu Engineering Admissions 2025 (TNEA 2025) is a complete online process includes Registration, Payments, Choice Filling, Allotment and Confirmation. Candidates are requested to read the instructions given here completely for the successful completion of their Counseling and Admissions. Please download instructions and read carefully before starting the online registration. (தமிழ்நாடு பொறியியல் சேர்க்கை 2025 (TNEA 2025) என்பது பதிவு செய்தல், பணம் செலுத்துதல், தேர்வு நிரப்பதல், ஒதுக்கீடு மற்றும் உறுதிப்படுத்துதல் ஆகியவற்றை உள்ளடக்கிய முழுமையான ஆன்லைன் செயல்முறையாகும். விண்ணப்பதாரர்கள் தங்கள் கலந்தாய்வு மற்றும் சேர்க்கையை வெற்றிகரமாக முடிப்பதற்கு இங்கு கொடுக்கப்பட்டுள்ள வழிமுறைகளை முழுமையாக படிக்குமாறு கேட்டுக் கொள்ளப்படுகிறார்கள். ஆன்லைன் பதிவைத் தொடங்கும் முன் வழிமுறைகளைப் பதிலிடுக்கம் செய்து கவனமாகப் படிக்கவும்.)

TFCs will never ask students to share their username and password, we request students to beware of such calls. (TFC-கள் ஒருபோதும் மாணவர்களின் பயன்பெயர் மற்றும் கடவுச்சொல்லைப் பகிர்மாறு கேட்காது. இதுபோன்ற அழைப்புகள் குறித்து மாணவர்கள் எச்சரிக்கையாக இருக்குமாறு கேட்டுக்கொள்கிறோம்.)

[Click here for B.E/B.Tech Registration](#)

[Click here for B.Arch Registration](#)

For all your queries call us on a Toll Free Number:  
1800-425-0110

**Address**  
Directorate of Technical Education (DoTE),  
53, Sardar Patel Road,  
Guindy,  
Chennai - 600 025

**Email**  
tneacare@gmail.com

©2025, TNEA



Registration

Save



Note

Please fill all details, details entered here cannot be modified later, hence request you to take extra care while filling it. All future communication will be shared to provided Email address and Mobile number so please make sure you provide valid one. (தயவு செய்து அனைத்து விவரங்களையும் நிரப்பவும். இங்கு உள்ளிடப்பட்டுள்ள விவரங்களை பின்னர் மாற்ற முடியாது. எனவே நிரப்பும்போது கூடுதல் கவனம் செலுத்துமாறு கேட்டுக்கொள்ளப்படுகிறது. அனைத்து தகவல்தொடர்புகளும் கொடுக்கப்பட்ட மின்னஞ்சல் முகவரி மற்றும் மொபைல் எண்ணுடன் மட்டுமே பகிரப்படும். எனவே சரியான தகவல் வழங்குவதை உறுதிசெய்யவும்.)

\* Name (விண்ணப்பதாரரின் பெயர்):  ✖  
Please enter name  
As in 10th/HSC mark sheet

\* Mobile (கைபேசி எண்):

\* Email (மின்னஞ்சல் முகவரி):   
Type valid email address, this will be your user name.

\* Confirm Email (மின்னஞ்சல் முகவரியை உறுதிசெய்யவும்):

\* Date of birth (DD-MM-YYYY) (பிறந்த தேதி):  📅  
Date of birth in DD-MM-YYYY format, select from calendar or type

\* Whether +1 Passed (+1 தேர்ச்சி பெற்றிருக்கிறீர்களா?): ☒ Yes ☐ No ✔

\* Qualifying Examination (தகுதித் தேர்வு):  ✔  
E.x Higher secondary education

\* Password (கடவுச்சொல்):   
Password minimum 6 characters, password should contains at least one alphabet, special character(!@#\$%^&) and number.

\* Confirm password:

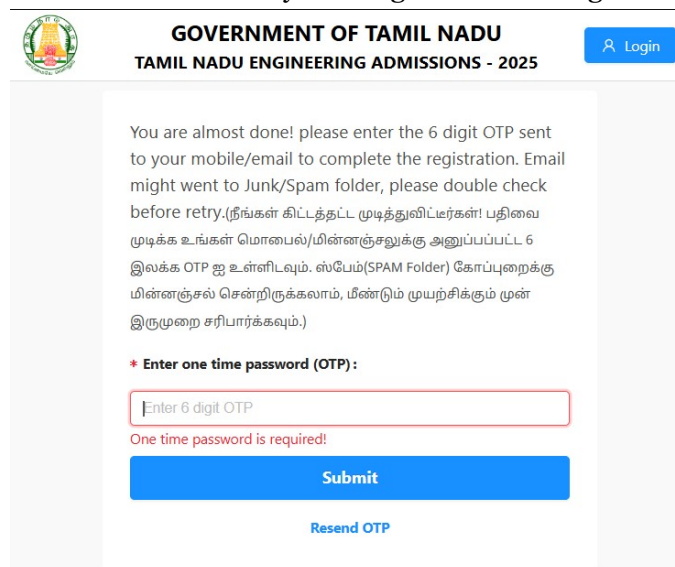
1. Registration - The Registration consists of information to be provided under following heads: Name, Mobile Number, e-mail ID, Date of birth, Whether +1 Passed, Qualifying Examination, Password (self-created) and Confirm Password. After successfully entering the above data click the save and proceed.

Fill up all the details appropriately.

While entering the details keep the following things in mind:

- The name should be entered as in your 10<sup>th</sup>/+2<sup>th</sup> mark sheet.
- The mobile number entered will be treated as your registered mobile number. The registered mobile number should be the candidate's mobile number or his/her parent's mobile number.
- Candidate has to enter his/her e-mail address for "User Id". If the candidate does not have an e-mail address, then an e-mail address has to be created and enter the same for user id. In case, if you do not have an e-mail-id and if you are not in a position to create one immediately, you may use your parent's email. This e-mail address shall be treated as candidate's login user id and registered e-mail address to which all communications are sent.

- IV. Enter your Date of Birth, +1 pass information and Board of Qualifying Exam
- V. The password should contain minimum 6 characters in which at least one alphabet, one numerical and one special character.
- VI. Details entered here cannot be modified later, hence enter the details correctly before confirming. You have to remember your User Id (e-mail address) and Password, because you have to use these many times during the process of Application Registration, Payment, Choice entry and allotment. (Better, you record it confidentially and safely save it somewhere) Once you complete the above details, click on “SAVE”. Now you will get the following Screen.



**GOVERNMENT OF TAMIL NADU**  
**TAMIL NADU ENGINEERING ADMISSIONS - 2025**

You are almost done! please enter the 6 digit OTP sent to your mobile/email to complete the registration. Email might went to Junk/Spam folder, please double check before retry. (நீங்கள் கிட்டத்தட்ட முடித்துவிட்டீர்கள்! பதிலை முடிக்க உங்கள் மொபைல்/மின்னஞ்சலுக்கு அனுப்பப்பட்ட 6 இலக்க OTP ஐ உள்ளிடவும். ஸ்பேம்(SPAM Folder) கோப்புறைக்கு மின்னஞ்சல் சென்றிருக்கலாம், மீண்டும் முயற்சிக்கும் முன் இருமுறை சரிபார்க்கவும்.)

**\* Enter one time password (OTP) :**

Enter 6 digit OTP

One time password is required!

**Submit**

[Resend OTP](#)

You will get the OTP in your mobile as well as in your email. Enter the “OTP” at the space provided in the above screen and press the “Submit” button. You may check the “Spam e-mail” if not available in your inbox.



Dear User,

Your TNEA Application successfully submitted. Please use below link to enter OTP and complete the registration.

User Name: [signaths@gmail.com](mailto:signaths@gmail.com)

OTP: 659996

Please follow below link to enter OTP

Register URL: <http://65.2.2.152/user/register-success/?inviteId=34e0afc2-e2ad-4710-9369-47b49115acef>

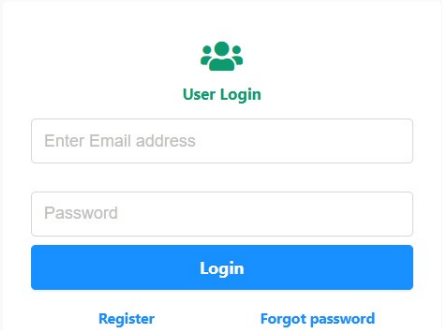
**Note: Do not reply to this email, if you have query please send email to [tneacare@gmail.com](mailto:tneacare@gmail.com)**

Thanks

TNEA Counselling Team.



**GOVERNMENT OF TAMIL NADU**  
**TAMIL NADU ENGINEERING ADMISSIONS - 2025**



The image shows a 'User Login' form centered on a light gray background. At the top of the form is a green icon of three people. Below the icon is the text 'User Login'. There are two input fields: 'Enter Email address' and 'Password'. Below these fields is a blue button labeled 'Login'. At the bottom of the form are two links: 'Register' and 'Forgot password'.

Now logon to TNEA web portal by entering login ID /email ID with password. You will get the new screen for entering Personal Information of the Applicants as shown below. Enter all required details correctly and press the “**Save & Continue**” button.



Application Number: 200016

- 1 Personal Info — 2 Special Reservatio — 3 Scholarship Info — 4 School of Study — 5 Academic Info — 6 Preview — 7 Payment Details — 8 Generate Report

### 1. Personal Information (தனிப்பட்ட தகவல்கள்)

* Name (விண்ணப்பதாரரின் பெயர்): KIRITHIGHAA	* Civic status of Native Place (சொந்த மாவட்டத்தின் குடிமை நிலை): Select Civic Status of Native Place
Aadhar Number (optional) (ஆதார் எண்): 	* Gender (பாலினம்): Select a Gender
* Date of Birth (DD-MM-YYYY) (பிறந்த தேதி): 03-10-2008	* Mother Tongue (தாய்மொழி): Tamil
* Communication Address (தொடர்பு முகவரி): 	* Nationality (குடியுரிமை): <input checked="" type="radio"/> Indian <input type="radio"/> Srilankan Tamil Refugee <input type="radio"/> Others
<input type="checkbox"/> Same as communication address	* Nativity (பிறப்பிடம்): <input checked="" type="radio"/> Tamil nadu <input type="radio"/> Others
* Permanent Address (நிரந்தர முகவரி): 	* Religion (மதம்): Select Religion
* State (மாநிலம்): Tamil nadu	* Name of the Community (வகுப்பு): Select community
* District (மாவட்டம்): 	* Name of the Caste (உட்பிரிவின் பெயர்): Select caste
* Taluk (வட்டம்): Select Taluk	* Community certificate number (சாதிச் சான்றிதழ் எண்): 
* Communication address pincode (அஞ்சலக குறியீட்டு எண்): 	* Name of the Father (தந்தையின் பெயர்): 
* Native District (சொந்த மாவட்டம்): 	* Name of the Mother (தாயின் பெயர்): 
	Parent / spouse / Guardian Mobile Number (பெற்றோர் / துணைவர் / பாதுகாவலர் அலைபேசி எண்): +91 10-digit mobile number

Save & Continue

If the candidate has selected Nativity as “Others”, then they should select one of the eligibility criteria which is shown below to complete the process.

☒ Indian ☐ Srilanka

\* Nativity:

☐ Tamilnadu ☒ Other


\* Eligibility:


From 8th to 12th studies

From 8th to 12th studies

My parent is Central/State

Then Special Reservation Details should be filled and press “Save & Continue”.


**GOVERNMENT OF TAMIL NADU**  
**TAMIL NADU ENGINEERING ADMISSIONS - 2025**

[Logout](#)


Application Number: 200016

☒ Personal Info
 ☒ **2. Special Reser**
☐ 3. Scholarship In
 ☐ 4. School of Stuc
 ☐ 5. Academic Info
 ☐ 6. Preview
 ☐ 7. Payment Deta
 ☐ 8. Generate Report

**2. Special Reservation Information (சிறப்பு ஒதுக்கீட்டு தகவல்)**

Whether you are a candidate under quota for Eminent Sports person as per annexure-III of Information Brochure?  
 (தகவல் சிற்றேட்டின்படி, சிறந்த விளையாட்டு வீரர்களுக்கான ஒதுக்கீட்டின் கீழ் நீங்கள் விண்ணப்பிக்க விரும்புகிறீர்களா?)

☐ Yes ☒ No

\* Ex-Servicemen (Only Army/Navy/ Air force services are Eligible)  
 (முன்னாள் படைவீரர்கள் (இராணுவம்/கடற்படை/விமானப்படை மட்டுமே தகுதியுடையவர்கள்))

☐ Yes ☒ No

\* Differently Abled Person (மாற்றுத்திறனாளி?):

☒ Yes ☐ No

\* Differently Abled Type (மாற்றுத்திறனாளி வகை):

Differently Abled Type is required!

UDID (Unique Disability ID Number) (மாற்றுத் திறனாளிகளின் தனித்துவ அடையாள எண்):

Please type Differently Abled UDID

Differently Abled State Id (மாற்றுத் திறனாளிகளின் மாநில அடையாள எண்):

Please type Differently Abled State ID

\* The Extent of (%) of Disability (இயலாமையின் அளவு (%)):

Percentage of Disability

\* TFC Center for certificate verification (சான்றிதழ் சரிபார்ப்புக்கான TFC மையம்):

Select TFC Center for certificate verification.

[Back](#)
[Save & Continue](#)

Eligible candidate can enter the required Scholarship information, for tuition fee concession. If the candidate wishes to avail education loan, then he/she can select the corresponding option. After entering all the required details press “**Save &Continue**” button.

The screenshot shows the '3. Scholarship Information' section of the application form. The header includes the Government of Tamil Nadu logo, the text 'GOVERNMENT OF TAMIL NADU TAMIL NADU ENGINEERING ADMISSIONS - 2025', a 'Logout' button, and a user profile icon. The application number '200016' is displayed. A progress bar at the top indicates the current step is '3. Scholarship Info', with other steps like 'Personal Info', 'Special Reservation', 'School of Study', 'Academic Info', 'Preview', 'Payment Details', and 'Generate Report' also visible.

The '3. Scholarship Information' section contains the following fields and options:

- Parent Occupation (பெற்றோரின் தொழில்):** A dropdown menu with 'Others' selected.
- Annual Income (ஆண்டு வருமானம்):** A dropdown menu with 'Select Annual Income' selected. A red error message 'Annual Income is required' is displayed below it.
- Are you a First Graduate? (முதல் தலைமுறை பட்டதாரி):** Radio buttons for 'Yes' and 'No', with 'No' selected.
- Post Matric Scholarship (SC/SCA/ST/Converted Christians) (உயர்கல்வி உதவித்தொகை):** Radio buttons for 'Yes' and 'No', with 'Yes' selected.
- Income Certificate Number (ஆண்டு வருமான சான்றிதழ் எண்):** A text input field with the placeholder 'Please type Income Certificate Number'.
- Are you planning to avail education loan? (கல்விக் கடனைப் பெற திட்டமிட்டுள்ளீர்களா?):** Radio buttons for 'Yes' and 'No', with 'No' selected.

At the bottom right of the form, there are 'Back' and 'Save & Continue' buttons.

In the next stage you can enter complete details about the school(s) in which you studied from VI to XII standard with name of the district, name of the block and name of the school. If studied in Government School from 6<sup>th</sup> to 12<sup>th</sup> standard, then type of government school should be selected. After entering all the required details press “**Save & Continue**” button.

The complete details about the Academic information need to be entered. After entering all the required details press “**Save & Continue**” button.





Application Number: 200016

- ☒ Personal Info
 ☒ Special Rese
 ☒ Scholarship
 ☒ 4 School of SI
 ☐ 5 Academic In
 ☐ 6 Preview
 ☐ 7 Payment De
 ☐ 8 Generate Report

#### 4. School of Study Information(பயின்ற பள்ளி பற்றிய தகவல்கள்)

- \* **Category of School** (பள்ளியின் வகை):
- \* **Civic status of school location (+2)** (பள்ளி இருப்பிடத்தின் குடிமை நிலை):
- \* **Have you studied VIII to XII in Tamil Nadu?** (நீங்கள் தமிழ்நாட்டில் VIII முதல் XII வரை படித்தீர்களா?): ☒ Yes ☐ No
- \* **Have you studied from VI to VIII in private school under RTE and IX to XII in Government School?** (கல்வி உரிமை சட்டத்தின் கீழ் தனியார் பள்ளியில் VI முதல் VIII வரையிலும், அரசுப் பள்ளியில் IX முதல் XII வரையிலும் படித்தீர்களா?): ☐ Yes ☒ No
- \* **Have you studied VI to XII in Government school?** (நீங்கள் அரசுப் பள்ளியில் VI முதல் XII வரை படித்தீர்களா?): ☐ Yes ☒ No

#### School of study

Class (வகுப்பு)	Year of Passing (தேர்ச்சி பெற்ற ஆண்டு)	State (மாநிலம்)	District (மாவட்டம்)	Block (மண்டலம்)	Name of the school (பள்ளியின் பெயர்) <input type="checkbox"/> Apply VI Std. school name to all	Medium of Instruction (பயிற்றுவிக்கும் மொழி)
VI Std.	2019 <input checked="" type="checkbox"/>	Tamil nadu <input checked="" type="checkbox"/>	Select the District <input type="text"/>	Select the Block <input type="text"/>	Select Name of the school <input type="text"/>	Select Medium of I... <input type="text"/>
VII Std.	2020 <input checked="" type="checkbox"/>	Tamil nadu <input checked="" type="checkbox"/>	Select the District <input type="text"/>	Select the Block <input type="text"/>	Select Name of the school <input type="text"/>	Select Medium of I... <input type="text"/>
VIII Std.	2021 <input checked="" type="checkbox"/>	Tamil nadu <input checked="" type="checkbox"/>	Select the District <input type="text"/>	Select the Block <input type="text"/>	Select Name of the school <input type="text"/>	Select Medium of I... <input type="text"/>
IX Std.	2022 <input checked="" type="checkbox"/>	Tamil nadu <input checked="" type="checkbox"/>	Select the District <input type="text"/>	Select the Block <input type="text"/>	Select Name of the school <input type="text"/>	Select Medium of I... <input type="text"/>
X Std.	2023 <input checked="" type="checkbox"/>	Tamil nadu <input checked="" type="checkbox"/>	Select the District <input type="text"/>	Select the Block <input type="text"/>	Select Name of the school <input type="text"/>	Select Medium of I... <input type="text"/>
XI Std.	2024 <input checked="" type="checkbox"/>	Tamil nadu <input checked="" type="checkbox"/>	Select the District <input type="text"/>	Select the Block <input type="text"/>	Select Name of the school <input type="text"/>	Select Medium of I... <input type="text"/>
XII Std.	2025 <input checked="" type="checkbox"/>	Tamil nadu <input checked="" type="checkbox"/>	Select the District <input type="text"/>	Select the Block <input type="text"/>	Select Name of the school <input type="text"/>	Select Medium of I... <input type="text"/>

Back

Save & Continue





Application Number: 200016

Personal Info Special Reserv Scholarship In School of Stuc **5 Academic Info** 6 Preview 7 Payment Deta 8 Generate Report

### 5. Academic Information(கல்விசார் தகவல்கள்)

\* Qualifying Examination (தகுதித் தேர்வு):

TN-HSC

\* Name of the Board of Examination (தேர்வு வாரியம்):

Tamil nadu Board of Higher Secondary Education

Permanent register number (நிரந்தரப் பதிவு எண்):

( Enter as given in the HSC mark sheet )

\* HSC Roll number (வரிசை எண்):

( Enter as given in the HSC mark sheet )

\* Qualified Year (தேர்ச்சி பெற்ற ஆண்டு):

2025

\* HSC Group (பாடப் பிரிவு):

☒ HSC Academic ☐ HSC Vocational

\* Group Code (பாடப் பிரிவு குறியீடு):

Select group code

\* Medium of Instruction (பயிற்று மொழி):

Tamil

\* HSC maximum (total) marks (HSC அதிகபட்ச (மொத்தம்) மதிப்பெண்கள்):

\* HSC obtained marks (HSC பெற்ற மதிப்பெண்கள்):

\* Have you applied for NEET ? (NEET தேர்வுக்கு விண்ணப்பித்திருக்கிறீர்களா?):

☐ Yes ☒ No

\* Have you applied for JEE ? (JEE தேர்வுக்கு விண்ணப்பித்திருக்கிறீர்களா?):

☐ Yes ☒ No

\* Have you applied for Indian Maritime University Common Entrance Test (IMU CET)?

(IMU CET தேர்வுக்கு விண்ணப்பித்திருக்கிறீர்களா?)

☐ Yes ☒ No

\* Educational Management Information System(EMIS) Number (கல்வி மேலாண்மை தகவல் மைய எண்):

If there is no EMIS ID, Specify reason (EMIS ஐடி இல்லையென்றால், காரணத்தைக் குறிப்பிடவும்):

Please select the reason if no EMIS ID is provided

Nativity certificate number (if applicable) (பிறப்பிட சான்றிதழ் எண்(தேவைப்படின)):

Back

Save & Continue

Students completing the +2 HSC Examinations (Tamil Nadu State Board Students) in the academic year 2024-2025 need not enter their mark details.

Again, depending on your academic qualification and year of completing +2, the screen will open with details to enter marks for HSC (Academic or Vocational) or its equivalent subjects. Let us assume, you are entering your qualification as HSC

– Academic, and Qualified year then screen will open as follows:

Now press the “Save & Continue” button to save the information. It shows the preview of the application information in various tabs. Carefully verify the details that are shown and the candidate could modify if any changes are required by pressing “Back” button.

Next it shows the payment page for registration fee. Once the payment is made, the candidate cannot modify their information.

You will get the payment gateway page as shown below:

GOVERNMENT OF TAMIL NADU  
TAMIL NADU ENGINEERING ADMISSIONS - 2025

Application Number: 200016

Personal Info — Special Reservation — Scholarship Info — School of Study — Academic Info — Preview — **7 Payment Details** — 8 Generate Report

**Important instructions**

1. Select one of the payment gateway to pay online. Once payment is made you will not be able to update any registration details, make sure you double check them.
2. Do not pay more than once, please verify your payment status before making another payment. You can verify the payment status from My Profile -> My Transactions. By mistake if you made multiple payments, refund will not be entertained online, any multiple payment refunds will be processed only offline after counselling is completed.
3. **Once payment is made money will not be refunded.**
4. Select one of the payment gateway to pay from Credit/Debit cards and Net Banking.

**Payment Cart**

Registration Fee:	250
Total (INR):	250

**Payment Gateways**

Please select one of the payment gateway

Canara Bank

Indian Bank

Indian Overseas Bank

HDFC Bank

Back Pay

Follow the usual procedure for online payment transaction to pay the required registration fee. After successful payment you will get a receipt. **If the payment fails, the system will not allow you for TWENTY minutes to initiate the payment again.**

The candidate's payment transactions history are made available in the user's personal profile settings as shown below

tings as shown below.

GOVERNMENT OF TAMIL NADU  
TAMIL NADU ENGINEERING ADMISSIONS - 2025

Personal settings


My profile My Transactions

Reload

Sometimes payment might take upto 20 minutes by clicking on refresh button for a day and retry the status again, as in payment gateway. If payment status shows fails then any issues with payment with Application payment.

Payment by Demand Draft (DD) is possible only at the TFC. DD may be taken in favor of **“The Secretary, TNEA”** payable at Chennai.

After payment, the filled and submitted application can be downloaded. On clicking “Download Now” on the Screen, you will get a copy of your application as shown below. With this the Registration process will get completed.

 <div style="text-align: center;"> <b>GOVERNMENT OF TAMIL NADU</b>  <b>DIRECTORATE OF TECHNICAL EDUCATION</b>  <b>TAMIL NADU ENGINEERING ADMISSIONS - 2025</b>  <b>Application for Admission to B.E/B.Tech Degree Course</b> </div>	
Application Number: 200002	
<b>Personal Information</b>	
<b>Name:</b> Aadithiyan S <b>Communication Address:</b> 12/23A, Aadhee Illam Lakshmi nagar Chennai <b>State:</b> Tamil nadu <b>Taluk:</b> Guindy <b>Native District:</b> Coimbatore <b>Date of Birth (DD-MM-YYYY):</b> 15-09-2006 <b>Mother Tongue:</b> Tamil <b>Nativity:</b> Tamil nadu <b>Name of the Community:</b> BC <b>Aadhar Number (optional):</b> --	<b>Name of the Parent/Guardian:</b> Sivagurunathan <b>Permanent Address:</b> 12/23A, Aadhee Illam Lakshmi nagar Chennai <b>District:</b> Chennai <b>Communication address pincode:</b> 600025 <b>Civic status of Native Place:</b> Corporation <b>Gender:</b> Male <b>Nationality:</b> Indian <b>Religion:</b> Hindu <b>Name of the Caste:</b> Agamudayar including Thozhu or Thuluva Vellala
<b>Special Reservation Information</b>	
<b>Whether you are a candidate under quota for Eminent Sports person as per annexure-II, item No.22 of information brochure?:</b> No <b>Differently Abled Person:</b> No <b>TFC Center for certificate verification:</b> Central Polytechnic College, CIT Campus Tharamani, Chennai – 600 113. (Integrated Work-shop) - 1	<b>Ex-Servicemen (Only Army/Navy/ Air force services are Eligible):</b> No <b>Differently Abled Type:</b> --
<b>Scholarship Information</b>	
<b>Parent Occupation:</b> Agriculture <b>Are you a First Graduate?:</b> No <b>Are you planning to avail education loan?:</b> N	<b>Annual Income:</b> 123456 <b>Post Matric Scholarship (SC/SCA/ST/Converted Christians):</b> No

Once the Payment is done you will not be able to edit the application and certificate upload option will be enabled automatically. You must upload the scanned copies of all the required certificates and documents within a minimum size of 150Kb and maximum size of 1 MB each. Similarly, for photo and signature the Minimum size is 20Kb and maximum size is 50Kb each. The upload certificates screen is as shown below



2025  
**GOVERNMENT OF TAMIL NADU**  
**TAMIL NADU ENGINEERING ADMISSION - 202**

Upload certificates

### Instructions

1. All file that are marked with astericks (\*) symbol are mandatory, you must upload them
2. Select a file and upload for each certificate separately, you can also drag and drop the file to the up
3. Each certificate can be uploaded in an image or PDF file format. file size should be from 150KB to 1
4. Passport size photo and Signature of the Applicant should be uploaded only in image format, file s formats are JPG,JPEG,JPE & PNG.



2025  
**GOVERNMENT OF TAMIL NADU**  
**TAMIL NADU ENGINEERING ADMISSION - 202**

#### \* 10th Mark Sheet

Upload



10th\_MS.pdf


Supported formats are PNG,JPEG,JPG,JPE & PDF, File size 150KB to 1MB

#### 11th Mark Sheet (optional)

Upload

Supported formats are PNG,JPEG,JPG,JPE & PDF, File size 150KB to 1MB


tneonline.org



2025  
**GOVERNMENT OF TAMIL NADU**  
**TAMIL NADU ENGINEERING ADMISSION - 202**


Supported formats are PNG,JPEG,JPG,JPE & PDF, File size 150KB to 1MB

**Additional certificate (optional)**

 Upload

Supported formats are PNG,JPEG,JPG,JPE & PDF, File size 150KB to 1MB

**Additional certificate (optional)**

 Upload

Supported formats are PNG,JPEG,JPG,JPE & PDF, File size 150KB to 1MB

**Additional certificate (optional)**

Upload all the necessary documents and after you are satisfied that all the certificates and documents are uploaded correctly, press the “Freeze Upload” button. You can neither upload nor remove any certificate or document after pressing the “Freeze Upload” button.