

PROCEDURE FOR APPLYING TAMILNADU ENGINEERING ADMISSIONS 2024

The entire process of Tamil Nadu Engineering Admissions 2024 (TNEA-2024) is completely done through online. Registration, Application Filling, Payments, Certificate & Document uploading, Certificate verification, Choice filling, Allotment and confirmation are all done through online.

Candidates are required to read the instructions given here completely so that they will find it easy to complete the admission process successfully.

The entire Counseling procedure consists of various steps as given below:

1. Filling of application and Certificate Uploading
2. Random Number Generation (by TNEA Authority)
3. Certificates Verification through online.
4. Rank Publication (by TNEA Authority)
5. Exercising the choices of institutions and Branches
6. Publication of Tentative Allotment on a notified date (by TNEA Authority)
7. Confirmation of allotment option
8. Report to College/TFC depending upon their Allotment option
9. Payment of Fees based on the allotment option

The candidates have to follow the various steps carefully and complete it within the stipulated dates.

The information that are required to be filled in the process of Registration is given in the “Data Sheet” available in the TNEA website. It can be downloaded and filled for easy completion of online registration process. For those who require TFC facilities for Registration, this Registration Data sheet will also be made available at TFC.

Filling of Application

You can visit TNEA website by entering www.tneasonline.org. Now click on “Click here for B.E/ B.Tech Registration”.

The screenshot displays the official website for the Government of Tamil Nadu Engineering Admissions 2024. The header includes the government logo, the text "GOVERNMENT OF TAMIL NADU" and "TAMIL NADU ENGINEERING ADMISSIONS - 2024", and a "Login" button. A dark sidebar on the left contains navigation links: "Cutoff Marks", "Quick Links", and "Special reservation". The main content area features a detailed instruction in English and Tamil regarding the online registration process. It states that the process includes registration, payments, choice filling, allotment, and confirmation. A warning in red text advises students that TFCs will not ask for their username and password, and they should be cautious of such calls. At the bottom, there are two prominent blue buttons: "Click here for B.E/B.Tech Registration" and "Click here for B.Arch Registration".



Registration Save

* Name (விண்ணப்பதாரரின் பெயர்): ✖
Please enter name
As in 10th/HSC mark sheet

* Mobile (கைபேசி எண்):

* Email (மின்னஞ்சல் முகவரி):
Type valid email address , this will be your user name.

* Confirm Email (மின்னஞ்சல் முகவரியை உறுதி):

* Date of birth (DD-MM-YYYY) (பிறந்த தேதி): 📅
Date of birth in DD-MM-YYYY format, select from calendar or type

* Whether +1 Passed (+1 தேர்ச்சி பெற்றிருக்கிறீர்) Yes No

* Qualifying Examination (தகுதித் தேர்வு): ▼ ✔
E.x Higher secondary education

* Password (கடவுச்சொல்):
Password minimum 6 characters, password should contains at least one alphabet, special character(!@#\$%^&) and number.

* Confirm password:

Save Reset Cancel

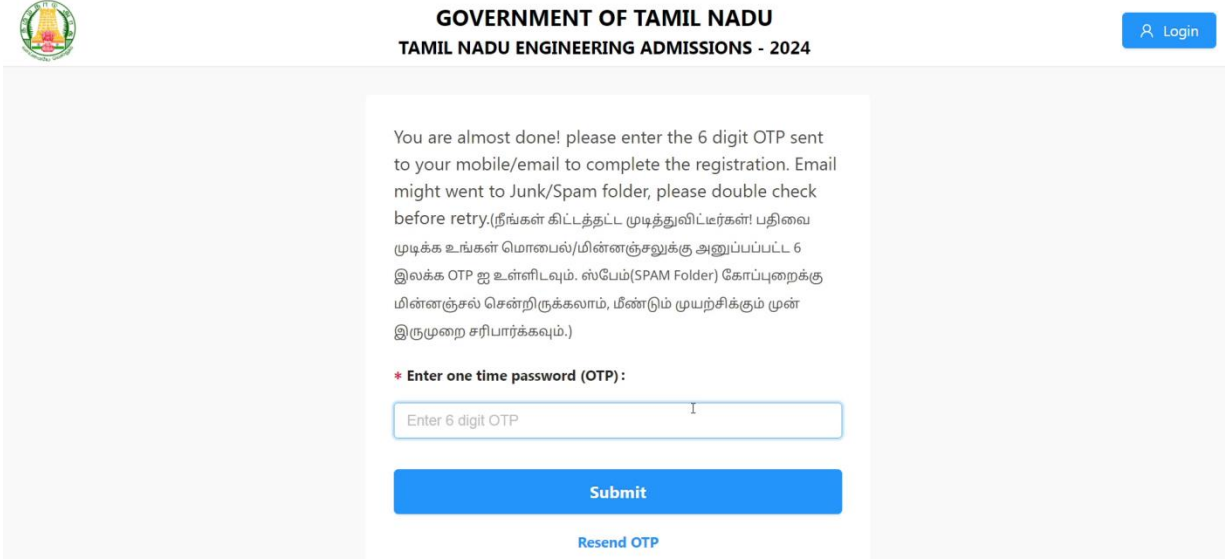
1. Registration - The Registration consists of information to be provided under following heads: Name, Mobile Number, e-mail ID, Date of birth, whether +1 Passed, Qualifying Examination, Password (self-created) and Confirm Password. After successfully entering the above data click the save and proceed.

Fill all the details appropriately.

While entering the details keep the following things in mind:

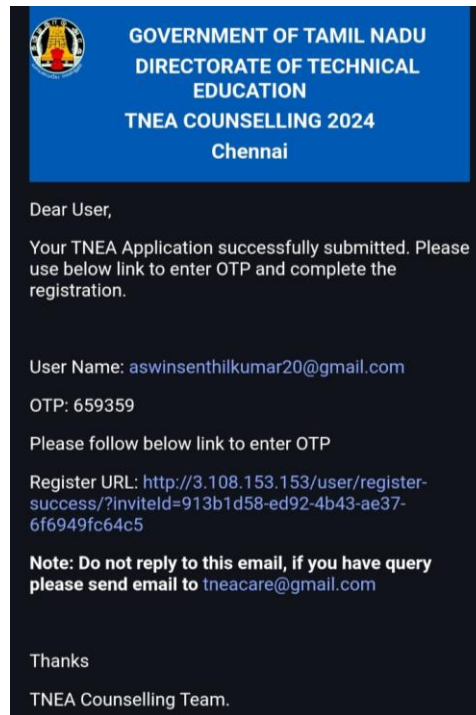
- I. The name should be entered as in your 10th/+2th mark sheet.
- II. The mobile number entered here will be treated as your registered mobile number. The registered mobile number should be the candidate mobile number or his/her parent's mobile number.
- III. Candidate has to enter his/her e-mail address for "User Id". If the candidate does not have an e-mail address, then an e-mail address has to be created and enter the same for user id. In case, if you do not have an e-mail-id and if you are not in a position to create one immediately, you may use your parent's email. This e-mail address shall be treated as candidate's login user id and registered e-mail address to which all communications are sent.
- IV. Enter your Date of Birth, +1 pass information and Board of Qualifying Exam

- V. The password should contain minimum 6 characters in which at least one alphabet, one numerical and one special character.
- VI. Details entered here cannot be modified later, hence enter the details correctly before confirming. You have to remember your User Id (e-mail address) and Password, because you have to use these many times during the process of Application Registration, Payment, Choice entry and allotment. (Better, you record it confidentially and safely save it somewhere) Once you complete the above details, click on “SAVE”. Now you will get the following Screen.



The screenshot shows the Government of Tamil Nadu TNEA 2024 registration page. At the top, there is a logo on the left, the text "GOVERNMENT OF TAMIL NADU" and "TAMIL NADU ENGINEERING ADMISSIONS - 2024" in the center, and a "Login" button on the right. The main content area contains a message in English and Tamil: "You are almost done! please enter the 6 digit OTP sent to your mobile/email to complete the registration. Email might went to Junk/Spam folder, please double check before retry." followed by the Tamil translation. Below this is a form with a label "* Enter one time password (OTP):" and a text input field containing "Enter 6 digit OTP" and a cursor. A blue "Submit" button is below the input field, and a "Resend OTP" link is at the bottom.

You will get the OTP in your mobile as well as in your email. Enter the “OTP” at the space provided in the above screen and press the “Submit” button. You may check the “Spam e-mail” if not available in your inbox.



The screenshot shows an email notification from the Government of Tamil Nadu Directorate of Technical Education. The header is blue with the text "GOVERNMENT OF TAMIL NADU DIRECTORATE OF TECHNICAL EDUCATION TNEA COUNSELLING 2024 Chennai". The body of the email is white on a dark background and contains the following text: "Dear User, Your TNEA Application successfully submitted. Please use below link to enter OTP and complete the registration." followed by "User Name: aswinsenthilkumar20@gmail.com", "OTP: 659359", and "Please follow below link to enter OTP". The link provided is "Register URL: http://3.108.153.153/user/register-success/?inviteId=913b1d58-ed92-4b43-ae37-6f6949fc64c5". A note at the bottom states: "Note: Do not reply to this email, if you have query please send email to tneacare@gmail.com". The email ends with "Thanks TNEA Counselling Team."



The image shows a 'User Login' form centered on a light gray background. At the top of the form is a green icon of three people. Below the icon is the text 'User Login'. There are two input fields: the first is labeled 'Enter Email address' and the second is labeled 'Password'. Below these fields is a blue button with the text 'Login'. At the bottom of the form, there are two links: 'Register' and 'Forgot password'.

Now logon to TNEA web page by entering login ID /email ID with password. You will get the new screen for registration as shown below. Enter all required details correctly and press the “**Save & Continue**” button.



Application Number: 200007

1 Personal 2 Special 3 Scholar 4 School 5 Academic 6 Previous 7 Payment 8 Generate Report

1. Personal Information (தனிப்பட்ட தகவல்கள்)

* Name (விண்ணப்பதாரரின் பெயர்):

Rabi Devadoss P

* Civic status of Native Place

(சொந்த மாவட்டத்தின் குடிமை நிலை)

Select Civic Status of Native Place

* Name of the Parent/Guardian

(பெற்றோர் அல்லது பாதுகாப்பாளர் பெயர்)

Parent/Guardian name is required!

* Date of Birth (DD-MM-YYYY) (பிறந்த தேதி):

27-02-1990

* Gender (பாலினம்):

Male Female Third Gender

* Mother Tongue (தாய்மொழி):

Tamil

* Nationality (குடியரிமை):

Indian Srilankan Tamil Refugee Others

* Nativity (பிறப்பிடம்):

Tamil nadu Others

* Religion (மதம்):

Select Religion

* Name of the Community (வகுப்பு):

Select community

* Name of the Caste (உட்பிரிவின் பெயர்):

Select caste

Aadhar Number (optional) (ஆதார் எண்):

Same as communication address

* Permanent Address (நிரந்தர முகவரி):

* State (மாநிலம்):

Tamil nadu

* District (மாவட்டம்):

* Taluk (வட்டம்):

Select Taluk

* Communication address pincode (அஞ்சலக குறியீட்டு எண்)

* Native District (சொந்த மாவட்டம்):

Save & Continue

If the candidate has selected Nativity as “Others”, then they should select one of the eligibility criteria which is shown below to complete the process.

*** Eligibility:**

From 8th to 12th studied in Tamilnadu ^ ✓

From 8th to 12th studied in Tamilnadu

My parent is Central/State Government/ Public sector Employee for past five years in Tamilnadu

My parent is serving as All India Tamilnadu cadre officer



*** Name of the Community:**

OC v ✓

*** Name of the Caste:**

Others v ✓

Then Special Reservation Details should be filled and press “Save & Continue”.

 **GOVERNMENT OF TAMIL NADU**
TAMIL NADU ENGINEERING ADMISSIONS - 2024 [Logout](#) 

2. Special Reservation Information(சிறப்பு ஒதுக்கீட்டு தகவல்)

*** Whether you are a candidate under quota for Eminent Sports person as per annexure-II, item No.22 of information brochure?**
(தகவல் சிற்றேட்டின்படி, சிறந்த விளையாட்டு வீரர்களுக்கான ஒதுக்கீட்டின் கீழ் நீங்கள் விண்ணப்பிக்க விரும்புகிறீர்களா)

Yes No ✓

*** Ex-Servicemen (Only Army/Navy/ Air force services are Eligible)**
(முன்னாள் படைவீரர்கள் (இராணுவம்/கடற்படை/விமானப்படை மட்டுமே தகுதியுடையவர்கள்))

Yes No ✓

*** Differently Abled Person (மாற்றுத்திறனாளி?):**

Yes No ✓


*** TFC Center for certificate verification (சான்றிதழ் சரிபார்ப்புக்கான TFC மையம்):**

Government College Of Technology,(GCT) , Thadagam Road Coimbatore-64... v ✓

[Back](#) [Save & Continue](#)

Eligible candidate can enter the required Scholarship information, for tuition fee

concession. If the candidate wishes to avail education loan, then he/she can select the corresponding option. After completely entered the required details press “Save & Continue” button.

**GOVERNMENT OF TAMIL NADU**
TAMIL NADU ENGINEERING ADMISSIONS - 2024

[Logout](#) 

Application Number: 200007

✓ Person ✓ Specia **3 Schol:** 4 Schoo 5 Acade 6 Previe 7 Payme 8 Generate Report

3. Scholarship Information(கல்வி உதவித்தொகை பற்றிய தகவல்)

* **Parent Occupation** (பெற்றோரின் தொழில்):

* **Annual Income** (ஆண்டு வருமானம்):

* **Are you a First Graduate?** (முதல் தலைமுறை பட்டதாரி):
 Yes No ✓

* **Post Matric Scholarship** (SC/SCA/ST/Converted Christians)
(உயர்கல்வி உதவித்தொகை)
 Yes No ✓

* **Are you planning to avail education loan?**
(கல்விக் கடனைப் பெற திட்டமிட்டுள்ளீர்களா?)
 Yes No ✓

In the next stage you can enter complete details about the school(s) in which you studied from VI to XII standard, Studied VIII to XII in Tamil Nadu, Studied VI to XII in Govt. School and applied for NEET/JEE. After completely entering the required details press “Save & Continue” button.



Application Number: 200007

- 1 Personal Info 2 Special Reserv. 3 Scholarship Inf 4 School of Stud 5 Academic Info 6 Preview 7 Payment Detai 8 Generate Report

4. School of Study Information(பயின்ற பள்ளி பற்றிய தகவல்கள்)

- * Category of School (பள்ளியின் வகை):
- * Civic status of school location (+2) (பள்ளி இருப்பிடத்தின் குடிமை நிலை):
- * Have you studied VIII to XII in Tamil Nadu? (நீங்கள் தமிழ்நாட்டில் VIII முதல் XII வரை படித்தீர்களா?): Yes No
- * Have you studied from VI to VIII in private school under RTE and IX to XII in Government School? (கல்வி உரிமை சட்டத்தின் கீழ் தனியார் பள்ளியில் VI முதல் VIII வரையிலும், அரசுப் பள்ளியில் IX முதல் XII வரையிலும் படித்தீர்களா?): Yes No
- * Have you studied VI to XII in Government school? (நீங்கள் அரசுப் பள்ளியில் VI முதல் XII வரை படித்தீர்களா?): Yes No

School of study

Class (வகுப்பு)	Year of Passing (தேர்ச்சி பெற்ற ஆண்டு)	State (மாநிலம்)	District (மாவட்டம்)	Block (மண்டலம்)	Name of the school (பள்ளியின் பெயர்)
VI Std.	2018	Tamil nadu	Select the District	Select the Block	<input type="checkbox"/> Apply VI Std. school name to all Select Name of the school
VII Std.	2019	Tamil nadu	Select the District	Select the Block	Select Name of the school
VIII Std.	2020	Tamil nadu	Select the District	Select the Block	Select Name of the school
IX Std.	2021	Tamil nadu	Select the District	Select the Block	Select Name of the school
X Std.	2022	Tamil nadu	Select the District	Select the Block	Select Name of the school
XI Std.	2023	Tamil nadu	Select the District	Select the Block	Select Name of the school
XII Std.	2024	Tamil nadu	Select the District	Select the Block	Select Name of the school

Back

Save & Continue

The complete details about the Academic information need to be entered. After completely entering the required details press “Save & Continue” button.



Application Number: 200007

Personal Info Special Reserv. Scholarship Inf School of Stud **5 Academic Info** 6 Preview 7 Payment Detail 8 Generate Report

5. Academic Information (கல்விசார் தகவல்கள்)

* Qualifying Examination (தகுதித் தேர்வு):

TN-HSC

* Name of the Board of Examination (தேர்வு வாரியம்):

Tamil nadu Board of Higher Secondary Education

Permanent register number (நிரந்தரப் பதிவு எண்):

(Enter as given in the HSC mark sheet)

* HSC Roll number (வரிசை எண்):

(Enter as given in the HSC mark sheet)

* Qualified Year (தேர்ச்சி பெற்ற ஆண்டு):

2024

* HSC Group (புள்ளி பிரிவு):

HSC Academic HSC Vocational

* Group Code (புள்ளி பிரிவு குறியீடு):

Select group code

* Medium of Instruction (பயிற்று மொழி):

Tamil

* HSC maximum (total) marks (HSC அதிகபட்ச (மொத்தம்) மதிப்பெண்கள்):

* HSC obtained marks (HSC பெற்ற மதிப்பெண்கள்):

* SSLC maximum (total) marks (SSLC அதிகபட்ச (மொத்தம்) மதிப்பெண்கள்):

* SSLC obtained marks (SSLC பெற்ற மதிப்பெண்கள்):

* Have you applied for NEET ? (NEET தேர்வுக்கு விண்ணப்பித்திருக்கிறீர்களா?):

Yes No

* Have you applied for JEE ? (JEE தேர்வுக்கு விண்ணப்பித்திருக்கிறீர்களா?):

Yes No

* Have you applied for Indian Maritime University Common Entrance Test (IMU CET)?

(IMU CET தேர்வுக்கு விண்ணப்பித்திருக்கிறீர்களா?)

Yes No

* Educational Management Information System (EMIS) Number (கல்வி மேலாண்மை தகவல் மைய எண்):

* Community certificate number (சாதிச் சான்றிதழ் எண்):

* Nativity certificate number (if applicable) (பூர்வீக சான்றிதழ் எண்(தேவைப்படி)):

Back

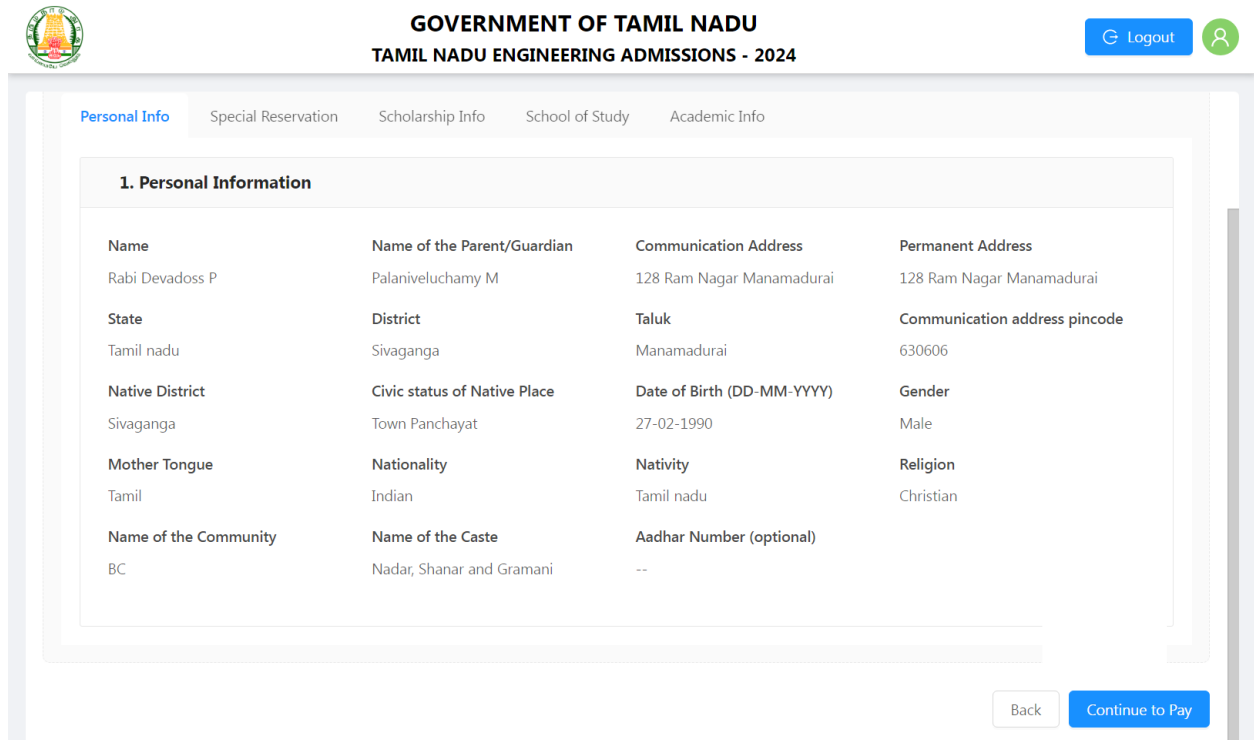
Save & Continue

Students completing the +2 HSC Examinations (Tamil Nadu State Board Students) in the academic year 2024 need not enter their mark details.

Again, depending on your academic qualification and year of completing +2, the

screen will open with details to enter marks for HSC (Academic or Vocational) or its equivalent subjects. Let us assume, you are entering your qualification as HSC – Academic, and Qualified year then screen will open as follows:

Now press the “**Save & Continue**” button to save information. It shows the preview of the application information in various tabs. Carefully verify the details that shown and candidate could modify if any changes required by pressing “**Back**” button.



The screenshot displays the 'GOVERNMENT OF TAMIL NADU TAMIL NADU ENGINEERING ADMISSIONS - 2024' portal. The user is logged in, as indicated by the 'Logout' button and a profile icon. The 'Personal Info' tab is selected, showing a preview of the personal information entered. The information is organized into a table with four columns: Name, Name of the Parent/Guardian, Communication Address, and Permanent Address. Below this, there are rows for State, District, Taluk, and Communication address pincode; Native District, Civic status of Native Place, Date of Birth (DD-MM-YYYY), and Gender; Mother Tongue, Nationality, Nativity, and Religion; and Name of the Community, Name of the Caste, and Aadhar Number (optional).

Name	Name of the Parent/Guardian	Communication Address	Permanent Address
Rabi Devadoss P	Palaniveluchamy M	128 Ram Nagar Manamadurai	128 Ram Nagar Manamadurai
State	District	Taluk	Communication address pincode
Tamil nadu	Sivaganga	Manamadurai	630606
Native District	Civic status of Native Place	Date of Birth (DD-MM-YYYY)	Gender
Sivaganga	Town Panchayat	27-02-1990	Male
Mother Tongue	Nationality	Nativity	Religion
Tamil	Indian	Tamil nadu	Christian
Name of the Community	Name of the Caste	Aadhar Number (optional)	
BC	Nadar, Shanar and Gramani	--	

At the bottom right of the form, there are two buttons: 'Back' and 'Continue to Pay'.

Next it shows the payment page for registration fee. Once the payment is made, the candidate cannot modify their information.

You will get the payment gateway page as shown below:



Application Number: 200007

- Personal Info
- Special Reserv.
- Scholarship Inf
- School of Stud
- Academic Info
- Preview
- 7 Payment Deta**
- 8 Generate Report

Important instructions

1. Select one of the payment gateway to pay online. Once payment is made you will not be able to update any registration details, make sure you double check them.
2. Do not pay more than once, please verify your payment status before making another payment. You can verify the payment status from My Profile -> My Transactions. By mistake if you made multiple payments, refund will not be entertained online, any multiple payment refunds will be processed only offline after counselling is completed.
3. **Once payment is made money will not be refunded.**
4. Select one of the payment gateway to pay from Credit/Debit cards and Net Banking.

Payment Cart	
Registration Fee:	500
Total (INR):	500

Payment Gateways

Please select one of the payment gateway

Canara Bank

Indian Bank

Indian Overseas Bank

HDFC Bank

Back **Pay**

Follow the usual procedure for online payment transaction to pay the required registration fee. After successful payment you will get a receipt. **If the payment gets fail, the system will not allow you for ten minutes to initiate the payment again.**

The candidate's payment transactions history are made available in the user's personal profile settings as shown below

Application Number: 201116

Personal settings

My profile **Reload**

My Transactions

Sometimes payment might take upto 20 minutes to reflect in our system, kindly request you to be patience. If money is deducted from your account but transaction status is still in progress, refresh payment status after 20 minutes by clicking on refresh button from action column, even after retry if status shows in progress please wait for a day and retry the status again. as In progress indicates that we haven't received payment status from payment gateway. If payment status shows fails then make next payment. Please contact us at care@tneonline.org if you see any issues with payment with Application Id, Transaction Id and any other details that can help us to fix your payment.

Transaction Id	Status	Category	Date Time	Action
 No Data				

Payment through Demand Draft (DD) is possible only at the TFC. DD may be taken in favor of “The Secretary, TNEA” payable at Chennai.

After payment, the filled and submitted application can be downloaded. On clicking “Download Now” on the Screen, you will get a copy of your application as shown below

GOVERNMENT OF TAMIL NADU
DIRECTORATE OF TECHNICAL EDUCATION
TAMIL NADU ENGINEERING ADMISSION - 2024

Application Number: 200013

Personal Information

Name: Rabi Devadoss P	Name of the Parent/Guardian: Fathers Name
Communication Address: 128, ABC colony XYZ address Manamadurai	Permanent Address: 128, ABC colony XYZ address Manamadurai
State: Tamil nadu	District: Sivaganga
Taluk: Manamadurai	Communication address pincode: 630606
Native District: Sivaganga	Civic status of Native Place: Town Panchayat
Date of Birth (DD-MM-YYYY): 20-04-2004	Gender: Male
Mother Tongue: Tamil	Nationality: Indian
Nativity: Tamil nadu	Religion: Christian
Name of the Community: BC	Name of the Caste: Nadar, Shanar and Gramani
Aadhar Number (optional): --	

Special Reservation Information

Whether you are a candidate under quota for Eminent Sports person as per annexure-II, Item No.22 of information brochure?: No	Ex-Servicemen (Only Army/Navy/ Air force services are Eligible): No
Differently Abled Person: No	Differently Abled Type: --
TFC Center for certificate verification: Government Arts College, Near Ilayankudi, Paramakudi, Ramanathapuram Dis- trict-623707	

Once the Payment is done you will not be able to edit the application and certificate upload option will be enabled automatically. You have to upload the scanned copies of all the required documents (minimum size 150Kb each and maximum size of 1 MB) for certificates and documents and (minimum size 20Kb to maximum size of 50Kb) for photo and signature. The upload link is provided as shown below

GOVERNMENT OF TAMIL NADU
TAMIL NADU ENGINEERING ADMISSION - 2024

Logout

Upload certificates

Freeze Upload

Instructions

1. All file that are marked with astericks (*) symbol are mandatory, you must upload them
2. Select a file and upload for each certificate separately, you can also drag and drop the file to the upload button to initiate upload.
3. Each certificate can be uploaded in an image or PDF file format. file size should be from 150KB to 1MB. Supported image formats are JPG,JPEG,JPE & PNG.
4. Passport size photo and Signature of the Applicant should be uploaded only in image format. file size should be from 20KB to 50KB. Supported image formats are JPG,JPEG,JPE & PNG.
5. To replace new version of file, either delete the file using delete icon and upload new one or just upload new one which will replace the existing version.
6. If there are any additional certificates to be produced , please upload them via additional certificate option.
7. Once upload is completed, make sure you freeze the upload inorder to start your certificate verification from our end, but once uploads are frozen, you will not be able to delete or re-upload the certificate again, kindly double check before freeze.
8. Sports candidates need to download Certificate-I, Certificate-II from our website, fill them and upload along with your sports certificates for each academic years, if suppose you got more than one certificate per year to be uploaded, please scan and convert them to single PDF file and upload. Maximum size of the file is 2MB.
9. Certificates that are marked as optional, you can ignore them if you don't have or not applicable.
10. If file upload fails, retry the upload again. If you face any issues in upload please reach out to near by TFC for help or call us on our helpline number or send



10th Mark Sheet

Upload

10th_MS.pdf

Supported formats are PNG,JPEG,JPG,JPE & PDF, File size 150KB to 1MB

11th Mark Sheet (optional)

Upload

Supported formats are PNG,JPEG,JPG,JPE & PDF, File size 150KB to 1MB

12th Mark Sheet/Self attested downloaded Mark sheet

Upload

Supported formats are PNG,JPEG,JPG,JPE & PDF, File size 150KB to 1MB

Transfer Certificate (optional)

Upload

Supported formats are PNG,JPEG,JPG,JPE & PDF, File size 150KB to 1MB



Success
File successfully uploaded.

Supported formats are PNG,JPEG,JPG,JPE & PDF, File size 150KB to 1MB

Additional certificate (optional)

Upload

Supported formats are PNG,JPEG,JPG,JPE & PDF, File size 150KB to 1MB

Additional certificate (optional)

Upload

Supported formats are PNG,JPEG,JPG,JPE & PDF, File size 150KB to 1MB

Additional certificate (optional)

Upload

Supported formats are PNG,JPEG,JPG,JPE & PDF, File size 150KB to 1MB

Additional certificate (optional)

Upload

Supported formats are PNG,JPEG,JPG,JPE & PDF, File size 150KB to 1MB

Freeze Upload

Upload all the necessary documents and after you are satisfied that all the certificates and documents are uploaded correctly, press the “Freeze Upload” button. You can neither upload nor remove any certificate or document after pressing the “Freeze Upload” button.