

PROCEDURE FOR APPLYING TAMILNADU ENGINEERING ADMISSIONS 2023

The entire process of Tamil Nadu Engineering Admissions 2023 (TNEA-2023) is completely done through online. Registration, Filling of Application, Payments, Certificate & Document uploading, Certificate verification, Choice filling, Allotment and confirmation are all done through online.

Candidates are required to read the instructions given here completely so that they will find it easy to complete the admission process successfully

The entire Counseling procedure consists of various steps as given below:

1. Filling of application and Certificate Uploading
2. Random Number Generation (by TNEA Authority)
3. Certificates Verification through online.
4. Rank Publication (by TNEA Authority)
5. Exercising the choices of institutions and Branches
6. Publication of Tentative Allotment on a notified date (by TNEA Authority)
7. Confirmation of allotment option
8. Report to College/TFC depending upon their Confirmation option
9. Payment of Fees based on the allotment option

The candidates have to follow the various steps carefully and complete it within the stipulated dates.

The information required to fill in, in the process of Registration, is given in the “Data Sheet” available in the TNEA website. It can be downloaded and filled for easy completion of online registration process. For those who require TFC facilities for Registration, this Registration Data sheet is also available at TFC.

Filling of Application

You can visit TNEA website by entering www.tneaonline.org.

Now click on “Click here for New Registration”.

1. Registration - The Registration consists of information to be provided under following heads: Name, Mobile Number, e-mail ID, Date of birth, whether +1 Passed, Qualifying Examination, Password (self-created) and Confirm Password. After successfully entering the above data click the save and proceed.

Fill all the details appropriately.

While entering the details keep the following things in mind:

- I. The name should be entered as in your 10th/+2th mark sheet.
- II. The mobile number entered here will be treated as your registered mobile number. The registered mobile number should be the candidate's mobile number or his/her parents mobile number.
- III. Candidate has to enter his/her e-mail address for “User Id”. If the candidate does not have an e-mail address, then an e-mail address has to be created and enter the same for user id. In case, if you do not have an e-mail-id and if you are not in a position to create one immediately, you may use your parents email. This e-mail address will be treated as candidate's login user id and registered e-mail address to which all communications are sent.
- IV. The password should contain minimum 6 characters which has at least one alphabet, one number and one special character.



Registration

Save



Note

Please fill all details, details entered here cannot be modified later, hence request you to take extra care while filling it. All future communication will be shared to provided Email address and Mobile number so please make sure you provide valid one. (தயவு செய்து அனைத்து விவரங்களையும் நிரப்பவும், இங்கு உள்ளிடப்பட்டுள்ள விவரங்களை பின்னர் மாற்ற முடியாது எனவே நிரப்பும்போது கூடுதல் கவனம் செலுத்துமாறு கேட்டுக்கொள்ளப்படுகிறது. அனைத்து தகவல்தொடர்புகளும் கொடுக்கப்பட்ட மின்னஞ்சல் முகவரி மற்றும் மொபைல் எண்ணுடன் மட்டுமே பகிரப்படும். எனவே சரியான தகவல் வழங்குவதை உறுதிசெய்யவும்.)

* Name (விண்ணப்பதாரரின் பெயர்): Enter your Name

As in 10th/HSC mark sheet

* Mobile (கைபேசி எண்): +91

* Email (மின்னஞ்சல் முகவரி):

Type valid email address, this will be your user name.

* Date of birth (DD-MM-YYYY) (பிறந்த தேதி):

Date of birth in DD-MM-YYYY format, select from calendar or type

* Whether +1 Passed (+1 தேர்ச்சி பெற்றிருக்கிறீர்களா?): Yes No

* Qualifying Examination (தகுதித் தேர்வு):

Ex Higher secondary education

* Password (கடவுச்சொல்):

Password minimum 6 characters, password should contains at least one alphabet, special character(!@#%*&) and number.

* Confirm password:

Save Reset Cancel

- V. Details entered here cannot be modified later, hence enter the details correctly before confirming. You have to remember your User Id (e-mail address) and Password, because you have to use these many times during the process of Application Registration, Payment, Choice entry and allotment. (Better, you record it confidentially and save it safely somewhere) Once you complete the above details, click on "SAVE". Now you will get the following Screen.



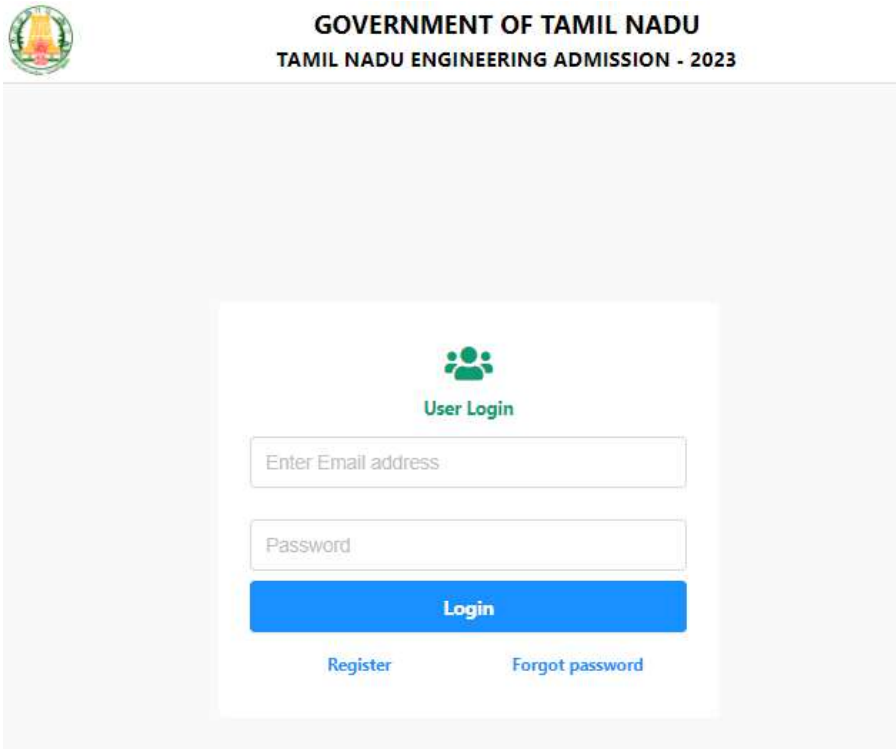
You are almost done! please enter the 6 digit OTP sent to your mobile/email to complete the registration. Email might went to Junk/Spam folder, please double check before retry.(நீங்கள் கிட்டத்தட்ட முடிந்துவிட்டீர்கள்! பதிவை முடிக்க உங்கள் மொபைல்/மின்னஞ்சலுக்கு அனுப்பப்பட்ட 6 இலக்க OTP ஐ உள்ளிடவும். ஸ்பேம்(SPAM Folder) கோப்படைக்கு மின்னஞ்சல் சென்றிருக்கலாம். மீண்டும் முயற்சிக்கும் முன் இருமுறை சரிபார்க்கவும்.)

* Enter one time password (OTP):

Submit

Resend OTP

You will get the OTP in your mobile as well as in your email. Enter the “OTP” at the space provided in the above screen and press the “Submit” button. You may check the “Spam e-mail” if not available in your inbox.



The screenshot displays the user login interface for the Government of Tamil Nadu Engineering Admission 2023. At the top left is the state emblem. The header text reads "GOVERNMENT OF TAMIL NADU" and "TAMIL NADU ENGINEERING ADMISSION - 2023". The main content area features a "User Login" section with a green icon of two people. Below the icon are two input fields: "Enter Email address" and "Password". A prominent blue "Login" button is positioned below the password field. At the bottom of the login section, there are two links: "Register" and "Forgot password".

Now logon to TNEA web page by entering login ID /email ID with password. You will get the new screen for registration as shown below. Enter all required details correctly and press the “**Save & Continue**” button.



Application Number: 200010

- 1 Personal Info 2 Special Reserv 3 Scholarship In 4 School of Stuc 5 Academic Info 6 Preview 7 Payment Deta 8 Generate Report

1. Personal Information(தனிப்பட்ட தகவல்கள்)

* Name (விண்ணப்பதாரரின் பெயர்): Kalidass J	* Civic status of Native Place (சொந்த மாவட்டத்தின் குடிமை நிலை): Select Civic Status of Native Place
* Name of the Parent/Guardian (பெற்றோர் அல்லது பாதுகாப்பாளர் பெயர்): aabbabab	* Date of Birth (DD-MM-YYYY) (பிறந்த தேதி): 11-04-2006
* Communication Address (தொடர்பு முகவரி): aaanmlasdaodmzlx	* Gender (பாலினம்): <input checked="" type="radio"/> Male <input type="radio"/> Female <input type="radio"/> Third Gender
<input checked="" type="checkbox"/> Same as communication address	* Mother Tongue (தாய்மொழி): Tamil
* Permanent Address (நிரந்தர முகவரி): aaanmlasdaodmzlx	* Nationality (குடியரிமை): <input checked="" type="radio"/> Indian <input type="radio"/> Srilankan Tamil Refugee <input type="radio"/> Others
* State (மாநிலம்): Tamil nadu	* Nativity (பிறப்பிடம்): <input checked="" type="radio"/> Tamil nadu <input type="radio"/> Others
* District (மாவட்டம்): Chennai	* Religion (மதம்): Hindu
* Taluk (வட்டம்): Aminjikarai	* Name of the Community (வகுப்பு): BC
* Communication address pincode (அஞ்சலக குறியீட்டு எண்): 645667	* Name of the Caste (உட்பிரிவின் பெயர்): Agamudayar including Thozhu or Thuluva Vellala
* Native District (சொந்த மாவட்டம்): Erode	Aadhar Number (optional) (ஆதார் எண்):

Save & Continue

If the candidate is selected Nativity as "Others", then they should select one of the eligibility criteria which is shown below to complete the process.

*** Eligibility:**

From 8th to 12th studied in Tamilnadu

From 8th to 12th studied in Tamilnadu

My parent is Central/State Government/ Public sector Employee for past five years in Tamilnadu

My parent is serving as All India Tamilnadu cadre officer

*** Name of the Community:**

OC

*** Name of the Caste:**

Others

Then Special Reservation Details should be filled and press “Save & Continue”.

Application Number: 200010

Personal Info 2 Special Reser 3 Scholarship In 4 School of Stuc 5 Academic Info 6 Preview 7 Payment Deta 8 Generate Report

2. Special Reservation Information(சிறப்பு ஒதுக்கீட்டு தகவல்)

*** Whether you are a candidate under quota for Eminent Sports person as per annexure-II, item No.22 of information brochure?**
(தகவல் சிறந்தோட்டிப்பு, சிறந்த விளையாட்டு வீரர்களுக்கான ஒதுக்கீட்டின் கீழ் நீங்கள் விண்ணப்பிக்க விரும்புகிறீர்களா?)

Yes No

*** Ex-Servicemen (Only Army/Navy/ Air force services are Eligible)**
(முன்னாள் படைவீரர்கள் (இராணுவம்/கடற்படை/விமானப்படை மட்டுமே தகுதியுடையவர்கள்))

Yes No

*** Differently Abled Person (மாற்றுத்திறனாளி?):**

Yes No

*** TFC Center for certificate verification (சான்றிதழ் சரிபார்ப்புக்கான TFC மையம்):**

Thiagarajar College Of Engineering Thiruparankundram, Madurai - 625 015.

Back Save & Continue

Eligible candidate can enter the required Scholarship information, tuition fee concession etc. Such details are required here in this section. After completely entering the required details press “Save &Continue” button.

Application Number: 200010

Personal Info Special Reserv. Scholarship In School of Stud Academic Info Preview Payment Deta Generate Report

3. Scholarship Information(கல்வி உதவித்தொகை பற்றிய தகவல்)

* Parent Occupation (பெற்றோரின் தொழில்):

State Govt Employee

* Annual Income (ஆண்டு வருமானம்):

400000

* Are you a First Graduate? (முதல் தலைமுறை பட்டதாரி):

Yes No

* Post Matric Scholarship (SC/SCA/ST/Converted Christians) (உயர்கல்வி உதவித்தொகை):

Yes No

Back

Save & Continue

In the next stage you can enter complete details about the school(s) in which you studied from VI to XII standard, whether studied VIII to XII in Tamil Nadu, whether Studied VI to XII in Govt. School etc. If you have applied for NEET/JEE it has to be entered as well. After completely entering the required details press “Save & Continue” button.

Application Number: 200010

Personal Info Special Reserv. Scholarship In School of Stud Academic Info Preview Payment Deta Generate Report

4. School of Study Information(பயின்ற பள்ளி பற்றிய தகவல்கள்)

* Category of School (பள்ளியின் வகை):

State Govt

* Civic status of school location (+2) (பள்ளி இருப்பிடத்தின் குடிமை நிலை):

Corporation

* Have you studied VIII to XII in Tamil Nadu? (நீங்கள் தமிழ்நாட்டில் VIII முதல் XII வரை படித்தீர்களா?):

Yes No

* Have you studied from VI to VIII in private school under RTE and IX to XII in Government School?

Yes No

(கல்வி உரிமை சட்டத்தின் கீழ் தனியார் பள்ளியில் VI முதல் VIII வரையிலும், அரசுப் பள்ளியில் IX முதல் XII வரையிலும் படித்தீர்களா?)

* Have you studied VI to XII in Government school? (நீங்கள் அரசுப் பள்ளியில் VI முதல் XII வரை படித்தீர்களா?):

Yes No

School of study

Class (வகுப்பு)	Year of Passing (தேர்ச்சி பெற்ற ஆண்டு)	State (மாநிலம்)	District (மாவட்டம்)	Block (மண்டலம்)	Name of the school (பள்ளியின் பெயர்) <input type="checkbox"/> Apply VI Std. school name to all	School type (பள்ளி வகை)
VI Std.	2017	Tamil nadu	Select the District	Select the Block	Select Name of the school	GOVERNMENT
VII Std.	2018	Tamil nadu	Select the District	Select the Block	Select Name of the school	GOVERNMENT
VIII Std.	2019	Tamil nadu	Select the District	Select the Block	Select Name of the school	GOVERNMENT
IX Std.	2020	Tamil nadu	Select the District	Select the Block	Select Name of the school	GOVERNMENT
X Std.	2021	Tamil nadu	Select the District	Select the Block	Select Name of the school	GOVERNMENT
XI Std.	2022	Tamil nadu	Select the District	Select the Block	Select Name of the school	GOVERNMENT
XII Std.	2023	Tamil nadu	Select the District	Select the Block	Select Name of the school	GOVERNMENT

Back

Save & Continue

The complete details about the Academic information are to be entered. After completely entering the required details press “Save & Continue” button.

Application Number: 200010

Personal Info Special Reserv Scholarship In School of Stuc **5 Academic Inf** 6 Preview 7 Payment Deta 8 Generate Report

5. Academic Information(கல்விசார் தகவல்கள்)

* Qualifying Examination (தகுதித் தேர்வு):

HSC

* Name of the Board of Examination (தேர்வு வாரியம்):

Tamil nadu Board of Higher Secondary Education

Permanent register number (நிரந்தரப் பதிவு எண்):

1234567890

(Enter as given in the HSC mark sheet)

* HSC Roll number (வரிசை எண்):

123456

(Enter as given in the HSC mark sheet)

* Qualified Year (தேர்ச்சி பெற்ற ஆண்டு):

2023

* HSC Group (பாடப் பிரிவு):

HSC Academic HSC Vocational

* Group Code (பாடப் பிரிவு குறியீடு):

Physics/ Chemistry/ Maths/ Computer Science

* Medium of Instruction (பயிற்று மொழி):

Tamil

* SSLC maximum (total) marks (SSLC அதிகபட்ச (மொத்தம்) மதிப்பெண்கள்):

500

* SSLC obtained marks (SSLC பெற்ற மதிப்பெண்கள்):

450.00

* Have you applied for NEET ? (NEET தேர்வுக்கு விண்ணப்பித்திருக்கிறீர்களா?):

Yes No

* Have you applied for JEE ? (JEE தேர்வுக்கு விண்ணப்பித்திருக்கிறீர்களா?):

Yes No

* Educational Management Information System(EMIS) Number (கல்வி மேலாண்மை தகவல் மைய எண்):

1234568909876543

* Community certificate number (சாதிச் சான்றிதழ் எண்):

TN123456890

Nativity certificate number (if applicable) (பூர்வீக சான்றிதழ் எண்(தேவைப்படின்)):

Back

Save & Continue

Students completing the +2 HSC Examinations (Tamil Nadu State Board Students) in the academic year 2023 need not enter their mark details.

Again, depending on your academic qualification and year of completing +2, the screen will open with details to enter marks for HSC (Academic or Vocational) or its equivalent subjects. Let us assume, you are entering your qualification as HSC – Academic, and Qualified year then screen will open as follows:

Marks obtained in HSC (Academic / Equivalent) Examination					
Subjects (பாடல்கள்)	Permanent Register Number/Roll Number (நிரந்தரப் பதிவு எண்/வரிசை எண்)	Month (மாதம்)	Year (ஆண்டு)	Maximum Mark (மொத்த மதிப்பெண்கள்)	Obtained Mark (பெற்ற மதிப்பு)
Physics	<input type="text"/>	March <input type="button" value="v"/> <input type="checkbox"/>	2023 <input type="button" value="v"/> <input type="checkbox"/>	100 <input type="button" value="v"/> <input type="checkbox"/>	<input type="text"/>
Chemistry	<input type="text"/>	March <input type="button" value="v"/> <input type="checkbox"/>	2023 <input type="button" value="v"/> <input type="checkbox"/>	100 <input type="button" value="v"/> <input type="checkbox"/>	<input type="text"/>
Mathematics	<input type="text"/>	March <input type="button" value="v"/> <input type="checkbox"/>	2023 <input type="button" value="v"/> <input type="checkbox"/>	100 <input type="button" value="v"/> <input type="checkbox"/>	<input type="text"/>
Optional	<input type="text"/>	March <input type="button" value="v"/> <input type="checkbox"/>	2023 <input type="button" value="v"/> <input type="checkbox"/>	100 <input type="button" value="v"/> <input type="checkbox"/>	<input type="text"/>

Now press the “Save & Continue” button to save information. It shows the preview of the application information in various tabs. Carefully verify the details that shown and candidate can modify if any changes required by pressing “Back” button.

Personal Info
 Special Reserv
 Scholarship In
 School of Stuc
 Academic Info
 6 Preview
 7 Payment Deta
 8 Generate Report

Personal Info Special Reservation Scholarship Info School of Study Academic Info

1. Personal Information

Name Kalidass J	Name of the Parent/Guardian aabbabab	Communication Address aanmlasdaodmxiz	Permanent Address aanmlasdaodmxiz
State Tamil nadu	District Chennai	Taluk Aminjikarai	Communication address pincode 645667
Native District Erode	Civic status of Native Place Municipality	Date of Birth (DD-MM-YYYY) 11-04-2006	Gender Male
Mother Tongue Tamil	Nationality Indian	Nativity Tamil nadu	Religion Hindu
Name of the Community BC	Name of the Caste Agamudayar including Thozhu or Thuluva Vellala	Aadhar Number (optional) --	

Next it shows the payment page for registration fee. Once the payment is made, the candidate cannot modify their information.

You will get the payment gateway page as shown below:

Application Number: 200010

✓ Personal Inf ✓ Special Rese ✓ Scholarship ✓ School of St ✓ Academic In ✓ Preview — 7 Payment De 8 Generate Report

Important instructions

- Select one of the payment gateway to pay online. Once payment is made you will not be able to update any registration details, make sure you double check them.
- Do not pay more than once, please verify your payment status before making another payment. You can verify the payment status from My Profile -> My Transactions. By mistake if you made multiple payments, refund will not be entertained online, any multiple payment refunds will be processed only offline after counselling is completed.
- Once payment is made money will not be refunded.
- Select one of the payment gateway to pay from Credit/Debit cards and Net Banking.

Payment Cart

	Registration Fee: 500
	Total (INR): 500

Payment Gateways

Please select one of the payment gateway

Canara Bank

Indian Bank

Indian Overseas Bank

HDFC Bank

Back
Pay

Follow the usual procedure for online payment transaction to pay the required registration fee. After successful payment you will get a receipt. **If the payment gets failed, the system will not allow you for ten minutes to initiate the payment again.**

The candidate's payment transactions history are made available in the user's personal profile settings as shown below

Application Number: 201116

Personal info ✓ Payment Deta

Personal settings ✕

My profile Reload

My Transactions

! Sometimes payment might take upto 20 minutes to reflect in our system, kindly request you to be patience, if money is deducted from your account but transaction status is still in progress, refresh payment status after 20 minutes by clicking on refresh button from action column, even after retry if status shows in progress please wait for a day and retry the status again, as in progress indicates that we haven't received payment status from payment gateway. If payment status shows fails then make next payment. Please contact us at care@tneasonline.org if you see any issues with payment with Application Id, Transaction Id and any other details that can help us to fix your payment.

Transaction Id	Status	Category	Date Time	Action
<p>No Data</p>				

Payment through Demand Draft (DD) is possible only at the TFC. DD may be taken in favor of **“The Secretary, TNEA”** payable at Chennai.

After payment, the filled and submitted application can be downloaded. On clicking “Download Now” on the Screen, you will get a copy of your application as shown below



GOVERNMENT OF TAMIL NADU
DIRECTORATE OF TECHNICAL EDUCATION
TAMIL NADU ENGINEERING ADMISSION - 2023

Application Number: 200010

Personal Information

Name: Kalidass J	Name of the Parent/Guardian: aabbabab
Communication Address: aanmlasdaodmztxz	Permanent Address: aanmlasdaodmztxz
State: Tamil nadu	District: Chennai
Taluk: Aminjikarai	Communication address pincode: 645667
Native District: Erode	Civic status of Native Place: Municipality
Date of Birth (DD-MM-YYYY): 11-04-2006	Gender: Male
Mother Tongue: Tamil	Nationality: Indian
Nativity: Tamil nadu	Religion: Hindu
Name of the Community: BC	Name of the Caste: Agamudayar including Thooshu or Thuluva Vellala
Aadhar Number (optional): --	

Special Reservation Information

Whether you are a candidate under quota for Eminent Sports person as per annexure-II, item No.22 of information brochure? No	Ex-Servicemen (Only Army/Navy/ Air force services are Eligible): No
Differently Able Person: No	Differently Able Type: --
TFC Center for certificate verification: Thiagarajar College Of Engineering Thiruparankundram, Madurai - 625 015.	

Scholarship Information

Parent Occupation: State Govt Employee	Annual Income: 400000
Are you a First Graduate?: Yes	Post Matric Scholarship (SC/SCA/ST/Converted Christians): No

School of Study Information

Category of School: State Govt	Civic status of school location (+2): Corporation
Have you studied VIII to XII in Tamil Nadu?: Yes	Have you studied from VI to VIII in private school under RTE and IX to XII in

Once the Payment is done you will not be able to edit the application and certificate upload option will be enabled automatically. You have to upload the scanned copies of all the required documents (minimum size 150Kb each and maximum size of 1 MB) for certificates and documents and (minimum size 20Kb to maximum size of 50Kb) for photo and signature. The upload link is provided as shown below


[Freeze Upload](#)

Upload certificates

Instructions

- All file that are marked with astericks (*) symbol are mandatory, you must upload them
- Select a file and upload for each certificate separately, you can also drag and drop the file to the upload button to initiate upload.
- Each certificate can be uploaded in an image or PDF file format, file size should be from 150KB to 1MB. Supported image formats are JPG, JPEG, JPE & PNG.
- Passport size photo and Signature of the Applicant should be uploaded only in image format, file size should be from 20KB to 50KB. Supported image formats are JPG, JPEG, JPE & PNG.
- To replace new version of file, either delete the file using delete icon and upload new one or just upload new one which will replace the existing version.
- If there are any additional certificates to be produced, please upload them via additional certificate option.
- Once upload is completed, make sure you freeze the upload inorder to start your certificate verification from our end, but once uploads are frozen, you will not be able to delete or re-upload the certificate again, kindly double check before freeze.
- Sports candidates need to download Certificate-I, Certificate-II from our website, fill them and upload along with your sports certificates for each academic years, if suppose you got more than one certificate per year to be uploaded, please scan and convert them to single PDF file and upload. Maximum size of the file is 2MB.**
- Certificates that are marked as optional, you can ignore them if you don't have or not applicable.
- If file upload fails, retry the upload again. If you face any issues in upload please reach out to near by TFC for help or call us on our helpline number or send

10th Mark Sheet

 10th_MS.pdf
 Supported formats are PNG, JPEG, JPG, JPE & PDF. File size 150KB to 1MB

11th Mark Sheet (optional)


 Supported formats are PNG, JPEG, JPG, JPE & PDF. File size 150KB to 1MB

12th Mark Sheet/Self attested downloaded Mark sheet

 Supported formats are PNG, JPEG, JPG, JPE & PDF. File size 150KB to 1MB

Transfer Certificate (optional)

 Supported formats are PNG, JPEG, JPG, JPE & PDF. File size 150KB to 1MB


GOVERNMENT OF TAMIL NADU
TAMIL NADU ENGINEERING ADMISSION - 2023

✔ **Success**
 File successfully uploaded.

Supported formats are PNG, JPEG, JPG, JPE & PDF. File size 150KB to 1MB

Additional certificate (optional)

 Supported formats are PNG, JPEG, JPG, JPE & PDF. File size 150KB to 1MB

Additional certificate (optional)

 Supported formats are PNG, JPEG, JPG, JPE & PDF. File size 150KB to 1MB

Additional certificate (optional)

 Supported formats are PNG, JPEG, JPG, JPE & PDF. File size 150KB to 1MB

Additional certificate (optional)

 Supported formats are PNG, JPEG, JPG, JPE & PDF. File size 150KB to 1MB

Upload all the necessary documents and after you are satisfied that all the certificates and documents are uploaded correctly, press the “Freeze Upload” button. You can neither upload nor remove any certificate or document after pressing the “Freeze Upload” button.